

ADONIS

Business Transformation Suite


Improving the business. Together.

Make your business run better.

Business Process Management


Understand your operations.
Use resources efficiently.
Comply effortlessly.

Only with



ADONIS

Business Transformation Suite



ADONIS

Business Transformation Suite

**Process Modelling &
Process Portal**


**Process Analysis &
Optimisation**

**Process
Automation**

**Process
Monitoring &
Controlling**

and so much more...

Drive Operational Excellence.



ADONIS

Business Transformation Suite

**Process Modelling &
Process Portal**

Process Analysis &
Optimisation

Process
Automation

Process
Monitoring &
Controlling

and so much more...

Drive Operational Excellence.

Process Modelling

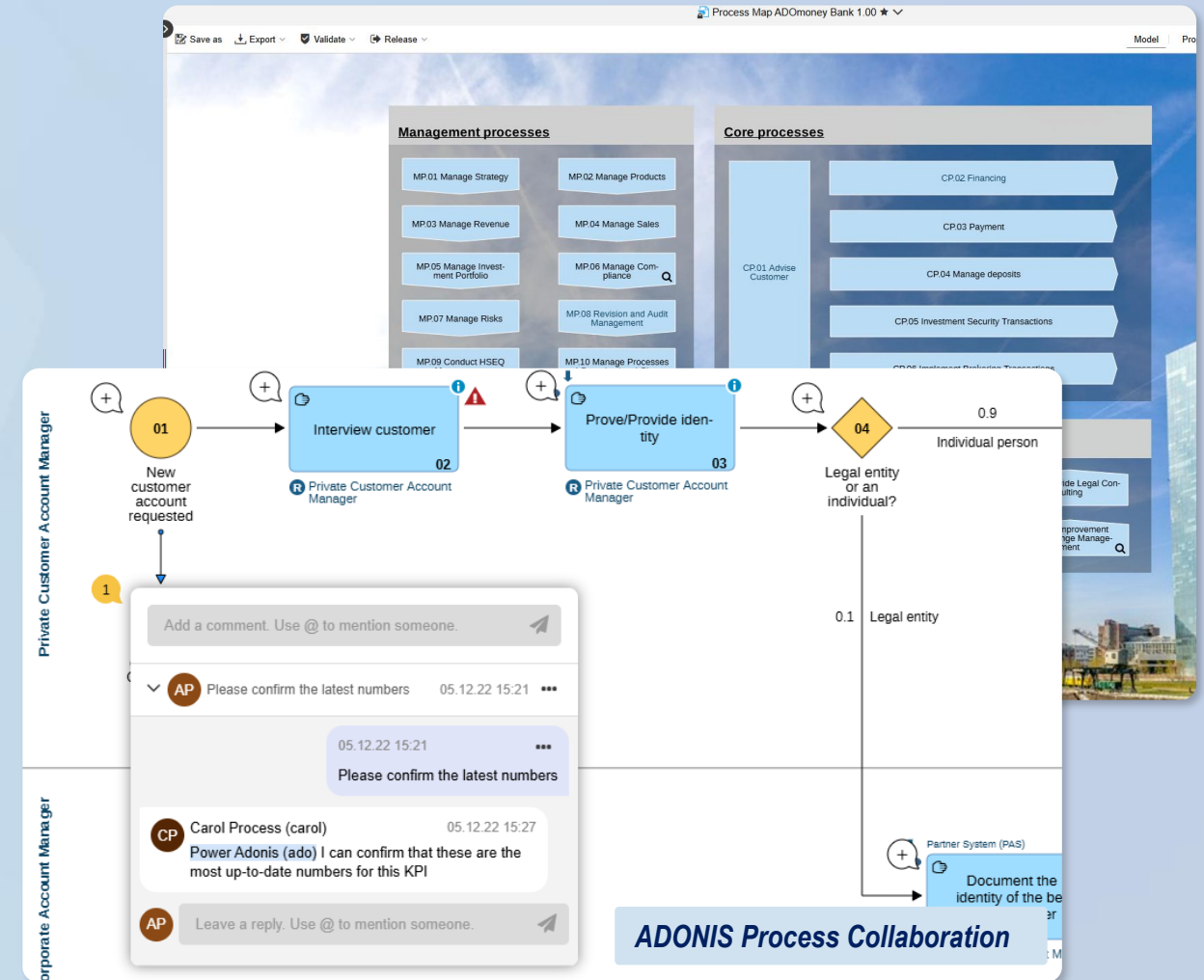
to know what is going on in your business.

Was bekommen Sie?

- **Alle Prozesse** in einem zentralen Repository
- Transparente Prozessabläufe. Klare Verantwortlichkeiten
- Verbesserung der Zusammenarbeit
- Effektives Onboarding. Keine Fragen mehr

Was erreichen Sie damit?

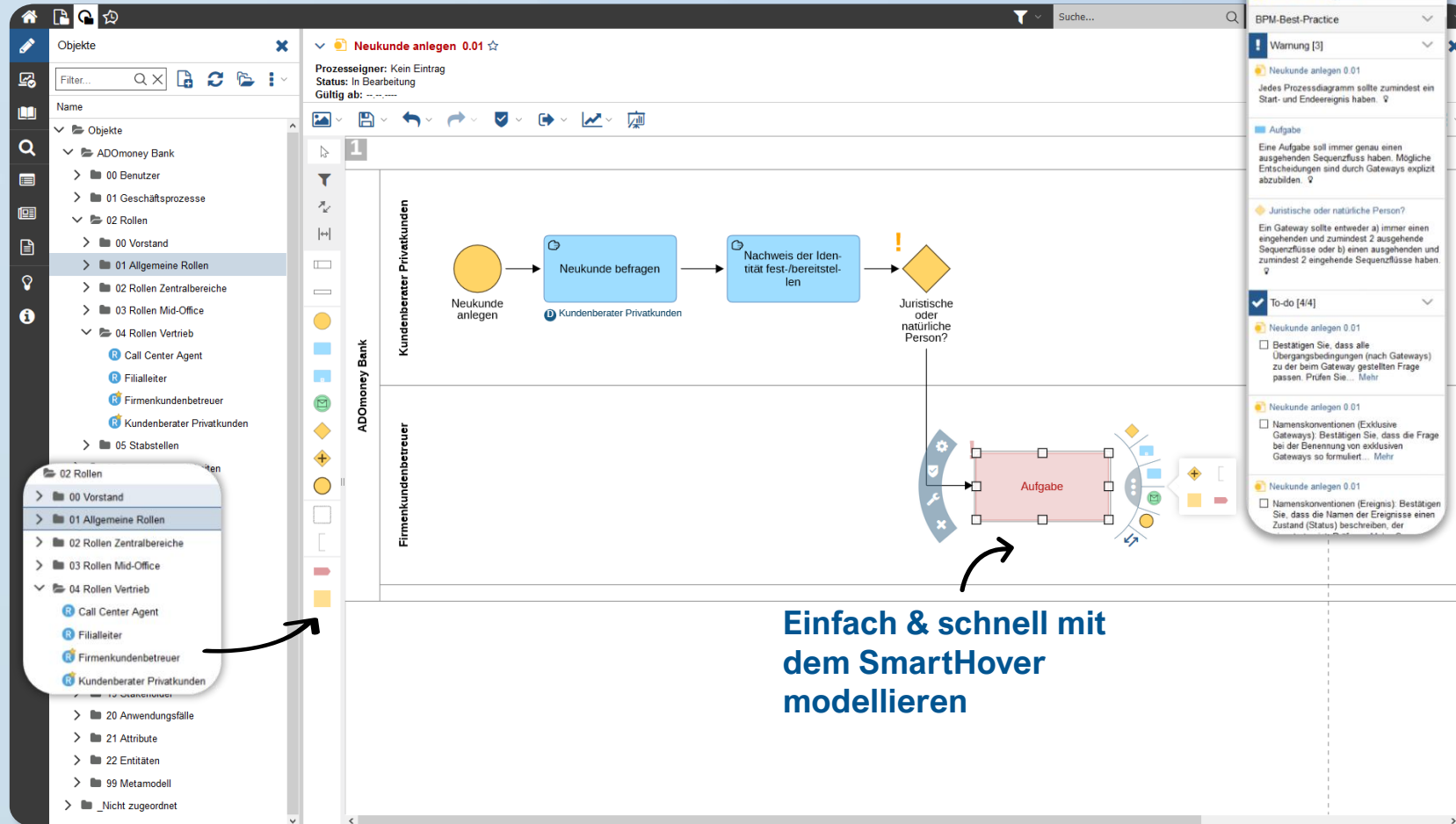
- Organisatorische Effizienz
- Erhöhte Wettbewerbsfähigkeit
- Bessere Mitarbeiterzufriedenheit
- Synergien im Gesamtunternehmen



ADONIS Process Collaboration

Process Modelling

Alle Assets an
einem Ort



Objekte per
Drag & Drop
einfügen

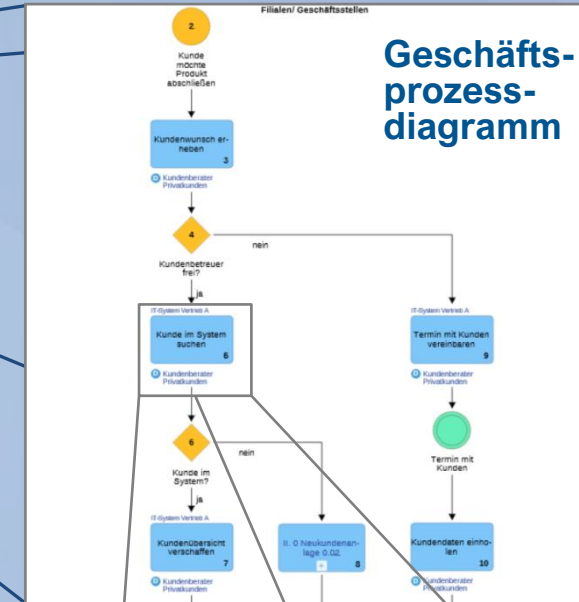
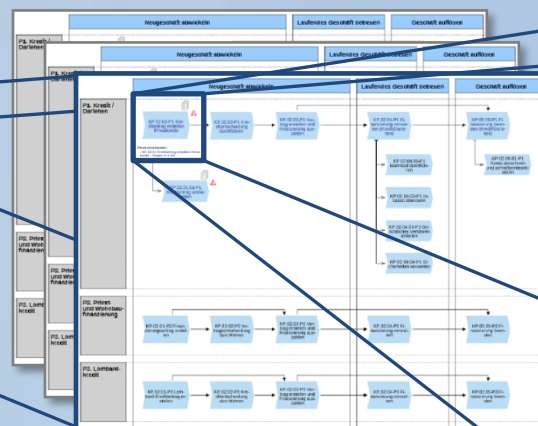
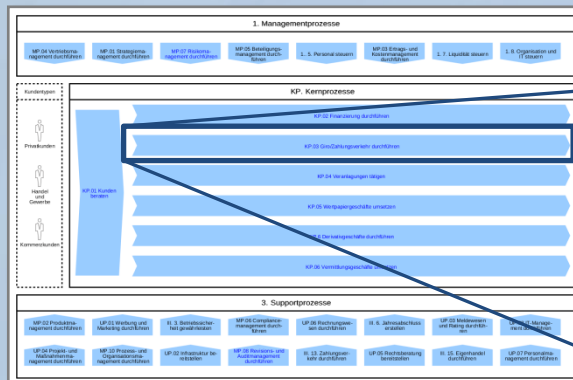


Einfach & schnell mit
dem SmartHover
modellieren

BPMN-
Validierungsprüfungen
100 % Qualität.
Fehlerfrei.



Process Modelling



Step by step approach

- ▶ „Vom Groben ins Feine“
- ▶ Scoping der wesentlichen Prozesse auf Landkartenebene
- ▶ Keine flächendeckende Dokumentation der Ablaufmodelle benötigt

Process Modelling

KI-gestützte Generierung von Prozessmodellen

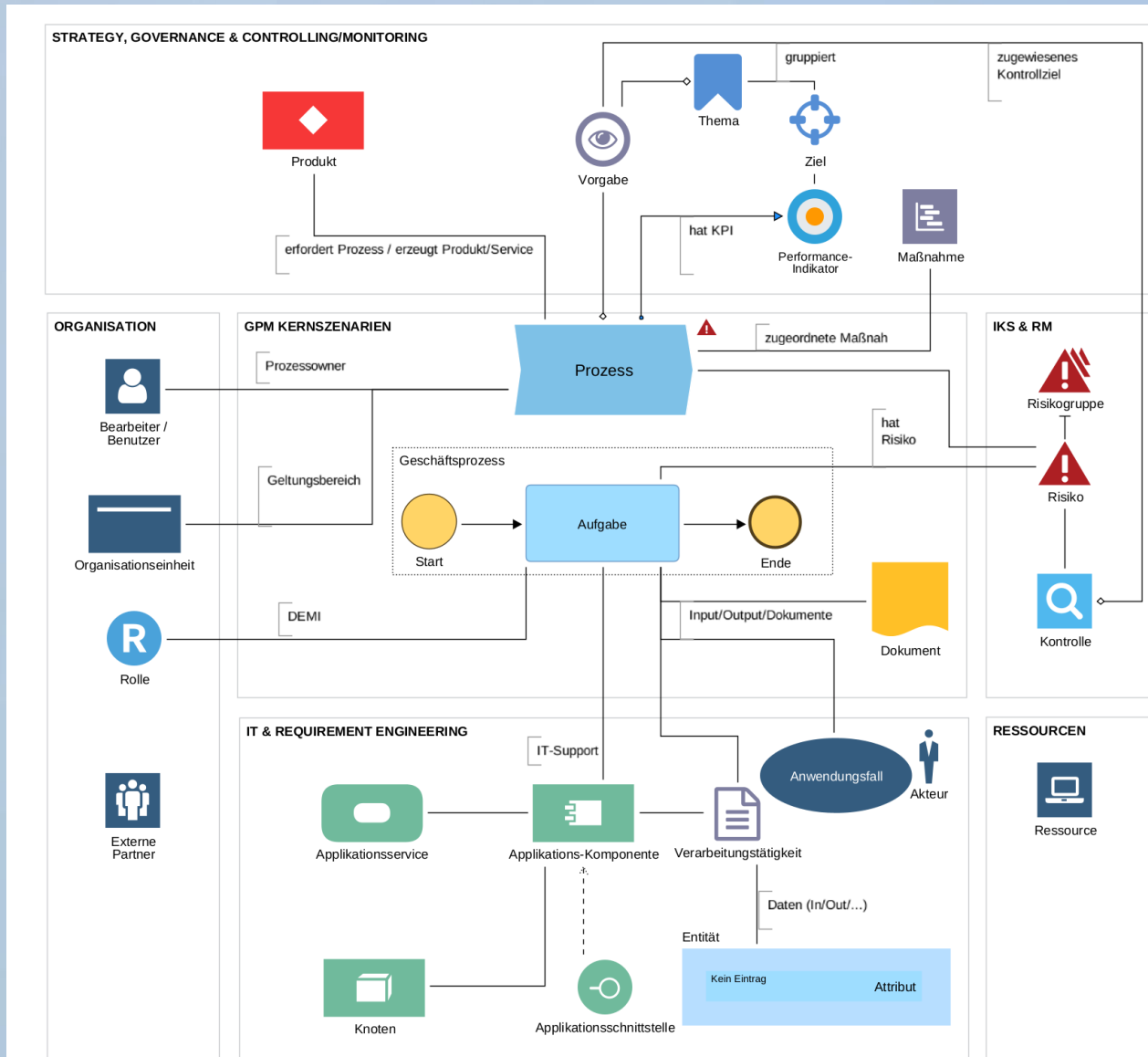
Prozessmodelle aus bestehenden Dokumenten generieren

Interaktive Verfeinerung der Prozessinformationen.

Unterstützte Formate:




Process Modelling



Umfangreiche Modellierungs-Bibliothek:

- Rollen & Org.Einheiten,
- Dokumente
- IT Applikationen & Schnittstellen
- Risiken & Kontrollen
- Datenmodell & DSGVO Elemente
- Compliance-Vorgaben & Maßnahmen
- Ziele & Kennzahlen



ADONIS

Business Transformation Suite

Process Modelling &
Process Portal

Process Analysis &
Optimisation

Process
Automation

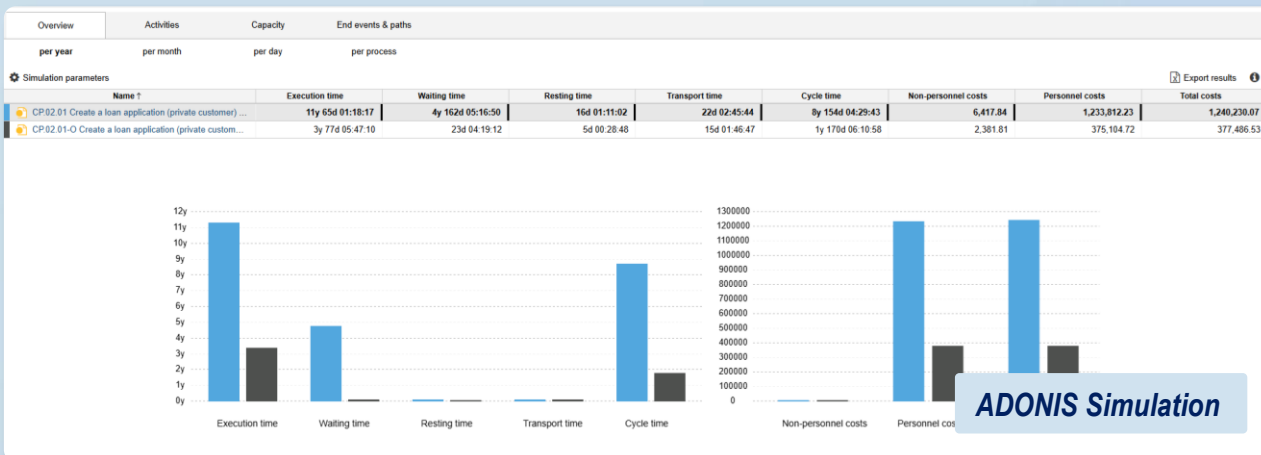
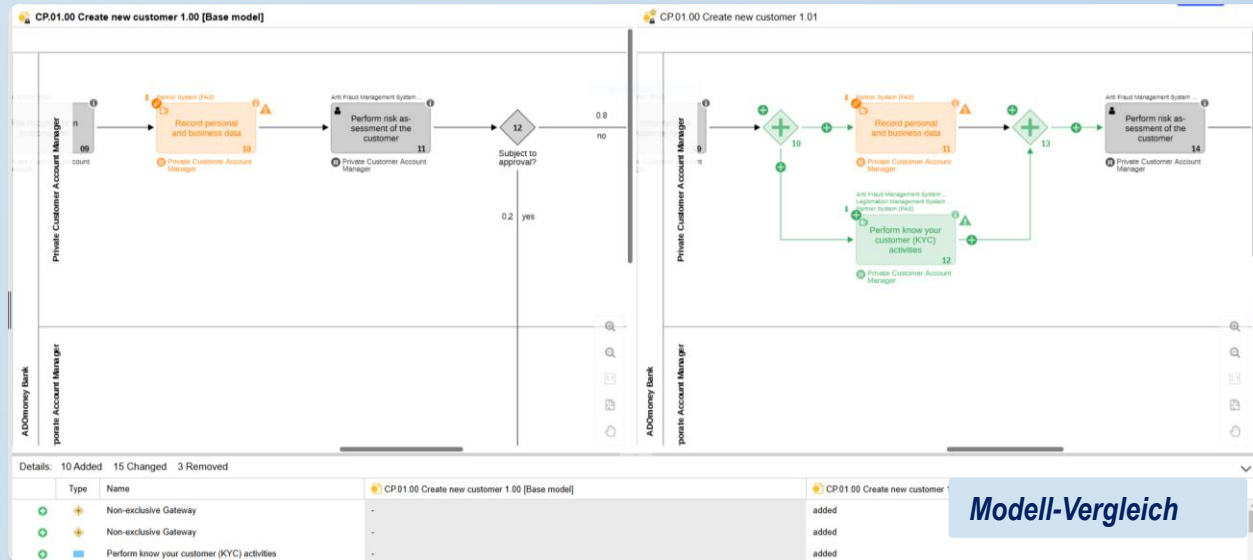
Process
Monitoring &
Controlling

and so much more...

Drive Operational Excellence.

Process Analysis + Optimisation

to do things right, always, everywhere.



Was erreichen Sie damit?

- Konsistente Prozessleistung unternehmensübergreifend
- Standardisierte Prozesse und Management von Abweichungen

Warum sollten Sie in Prozessoptimierung investieren?

- Kosteneinsparung durch bessere Skalierung
- Abteilungsübergreifende Effizienz und bessere Zusammenarbeit
- Geringere Compliance-Risiken und – Kosten
- Geringerer Aufwand bei Audits

Process Analysis + Optimisation

to do things right, always, everywhere.

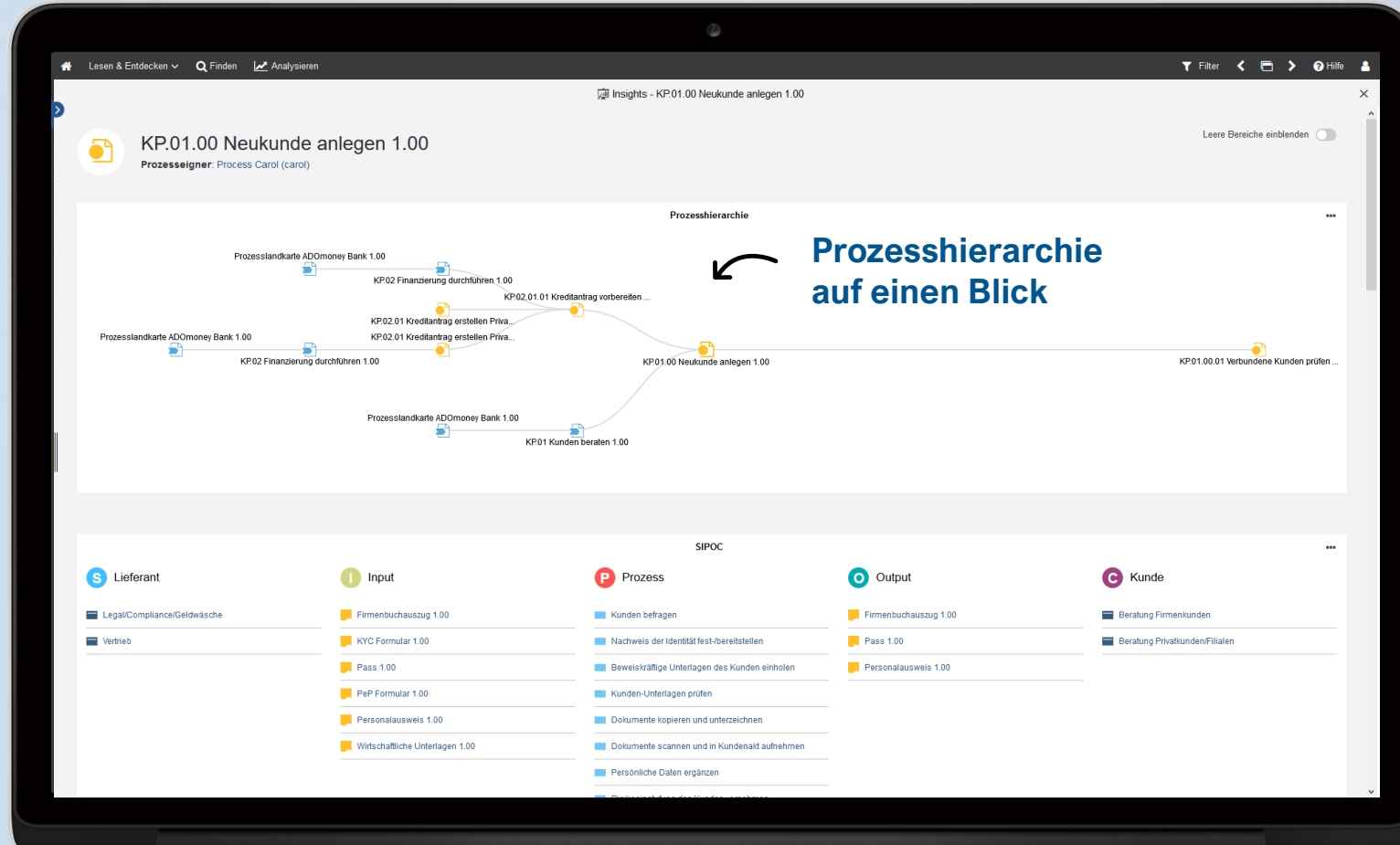
Alles im Blick – in nur
einer Übersicht

Die wichtigsten
Informationen
zum Prozess auf
einen Blick

Prozesshierarchie
auf einen Blick

Insights Dashboard
auch für Rollen &
Organisationseinheiten verfügbar

Rollen,
Dokumente,
Anwendungen,
Risiken,
Maßnahmen
Kennzahlen
in einem
Dashboard



Process Analysis + Optimisation

to do things right, always, everywhere.

Prozess-
Aktivitätsressourcen
(Dokumente, IT-Systeme, etc.)

Verantwortlichkeiten Matrix (DEMI)



Prozess-Aktivitätsverantwortlichkeiten (DEMI)

Sortiert: Name - 1	Firmenkundenbetreuer	Kundenberater Privatkunden	Leiter Marktservice
Beweiskräftige Unterlagen des Kunden e...		D	
Dokumente kopieren und unterzeichnen		D	
Geschäftsbeziehung abbrechen	D		I
Identität des wirtschaftlichen Eige...	D		
Know your Customer (KYC) Aktivitäten ...		D	E
Kunden befragen		D	
Kundenanfrage ablehnen			I D
Kundenanlage abschließen		D	
Nachweis der Identität fest-bereitstellen		D	
Persönliche Daten ergänzen		D	
Risiko prüfen und über Genehmigung ...	M I		M I D

Prozess-Aktivitätsressourcen

Sortiert: Name - 1	Beweiskräftige Unterlagen des Kunden e...	Dokumente kopieren und unterzeichnen	Geschäftsbeziehung abbrechen	Identität des wirtschaftlichen Eige...	Know your Customer (KYC) Aktivitäten ...	Kunden befragen
Anti Fraud Management System (AFM)						
Firmenbuchauszug 1.00						
Interne Arbeitsrichtlinie Prüfung Kunde...						
Kapitaladäquanzverordnung 2.00						
KYC Formular 1.00						
Legitimationsverwaltungssystem (LES)						
Partnersystem (PAS)						
Pass 1.00						
PeP Formular 2.00						
Personalausweis 1.00						
Wirtschaftliche Unterlagen 1.00						

Process Analysis + Optimisation

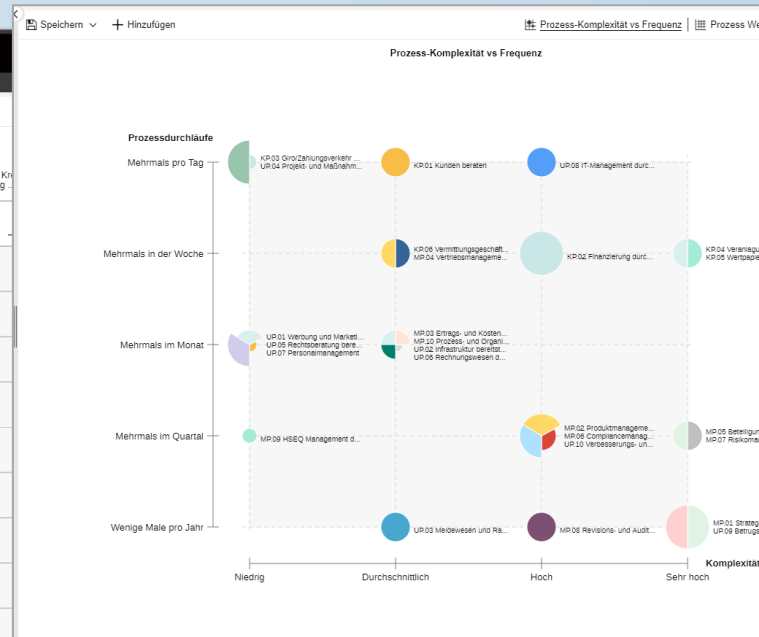
to do things right, always, everywhere.

Prozess-Wertschöpfungskette und Schnittstellen

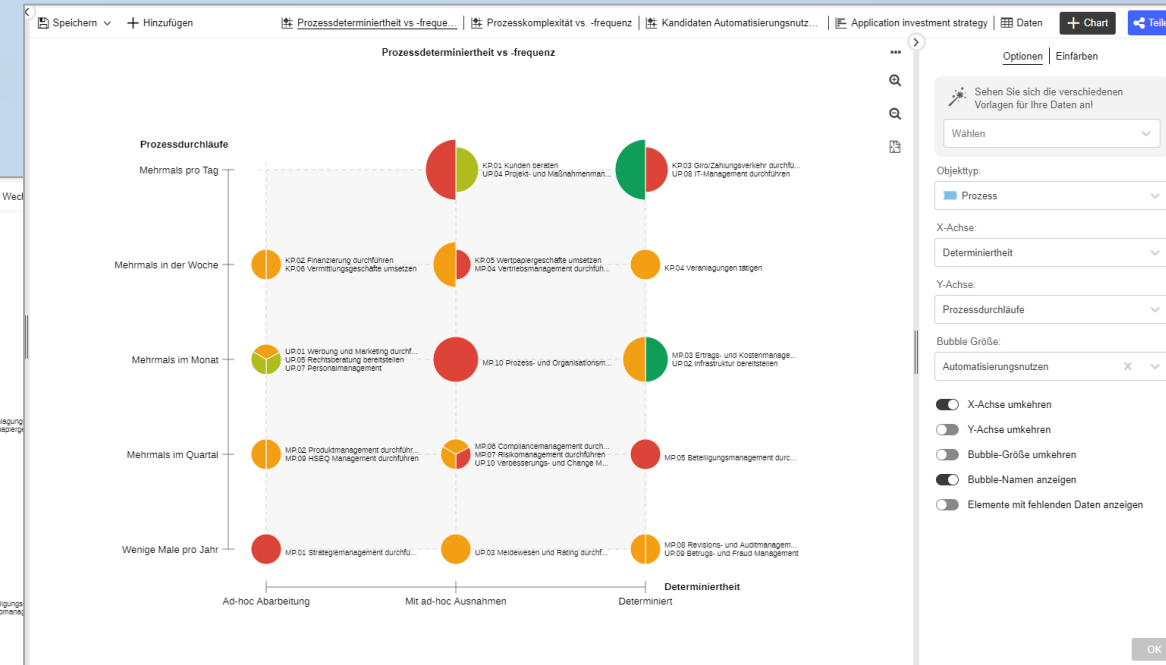


Sortiert: Name	KP.01.00 Neukunde anlegen 1.00	KP.02.02.P1 Kreditscheidung
KP.02.01-P1 Kreditantrag erstellen Pr...		
KP.02.01-P2 Finanzierungsantrag erste...		
KP.02.01-P2 Finanzierungsantrag erste...		
KP.02.01-P3 Lombard-Kreditantrag e...		
KP.02.01-P3 Lombard-Kreditantrag e...		
KP.02.02-P1 Kreditscheidung		
KP.02.02-P2 Antragscheidung		
KP.02.02-P3 Kreditscheidung durc...		
KP.02.03-P1 Vertrag erstellen und Fina...		
KP.02.03-P2 Vertrag erstellen und Fina...		
KP.02.03-P3 Vertrag erstellen und Fina...		
KP.02.04-P1 Finanzierung verwalten		

Auswertung: Prozess-Komplexität vs. Prozess-Frequenz



Auswertung: Automatisierungs-Nutzen



OK


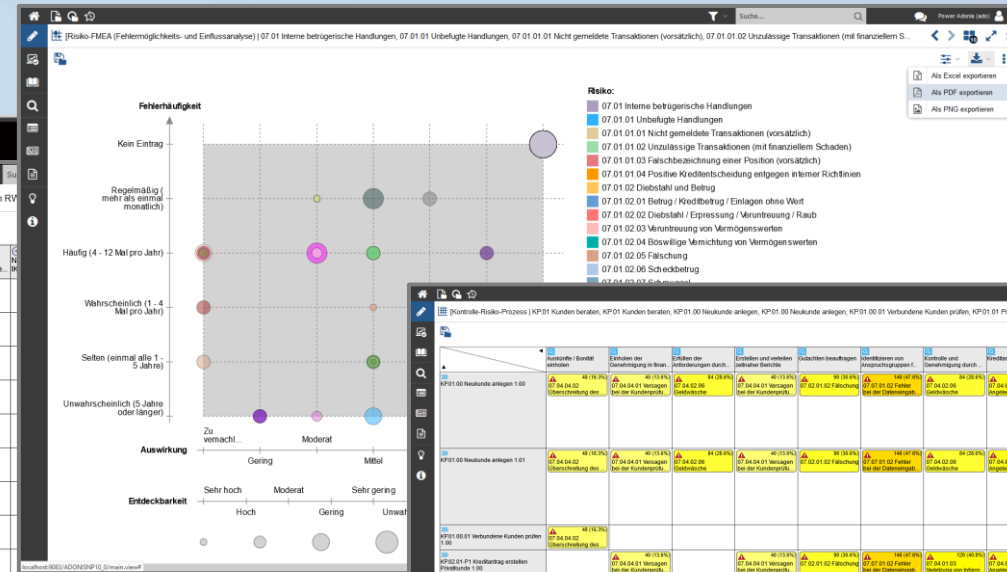
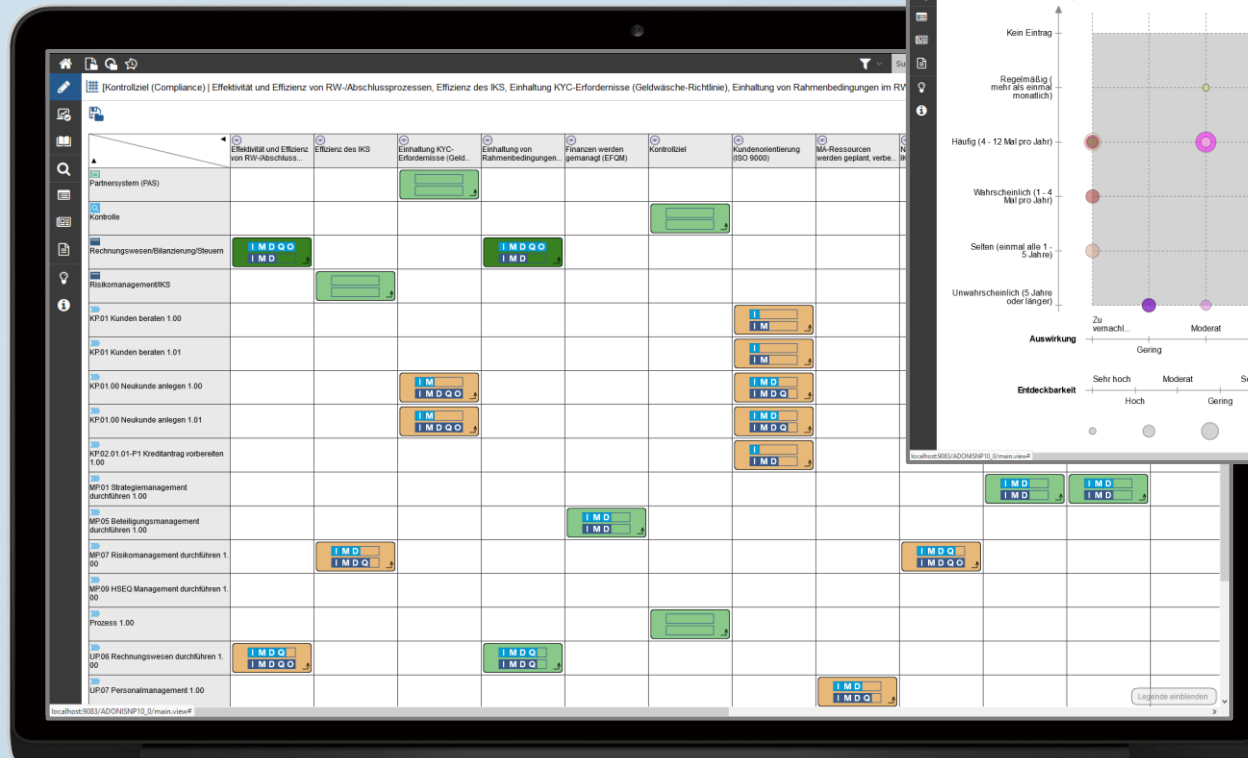
OK

Process Analysis + Optimisation

to do things right, always, everywhere.


Risiko-FMEA
(Fehlermöglichkeits- und Einflussanalyse)

Compliance Matrix



Risiko-Heat Map

... und viele mehr.



ADONIS

Business Transformation Suite

Process Modelling &
Process Portal

Process Analysis &
Optimisation

**Process
Automation**

Process
Monitoring &
Controlling

and so much more...

Drive Operational Excellence.

Process Automation

to transparently coordinate work.



ADONIS
Business Transformation Suite
by boc-group.com

**Process
Governance**



ADONIS
Business Transformation Suite
by boc-group.com

**Process
Automation**

The screenshot displays the 'Governance, Risk & Compliance' dashboard. It features a top navigation bar with a search function and user profile. Below, there are several summary cards for 'Meine Risiken', 'Meine Kontrollen', and 'Meine Maßnahmen'. A central table lists 'Alle anstehenden Aktionen' with columns for 'Typ', 'Name', 'Status', and 'Aktionen'. At the bottom, there are sections for 'GRC Management' and 'GRC Analysen' with various task options.

ADONIS Process Governance

The screenshot shows the 'ADONIS NP' dashboard for process automation. It includes a 'Home' section with a navigation menu. The main area contains three charts: 'Übersicht Vorgänge' (a bar chart showing started, ended, canceled, and running instances for 'IT-Hardware Request'), 'Zeitanalyse' (a line chart showing time spent on various processes from July to February), and 'Anzahl Eskalationen' (a bar chart showing the number of escalations for different process types). A 'Aktuelle Freigaben' pie chart is also present, showing the distribution of approved and declined requests.

ADONIS Process Automation

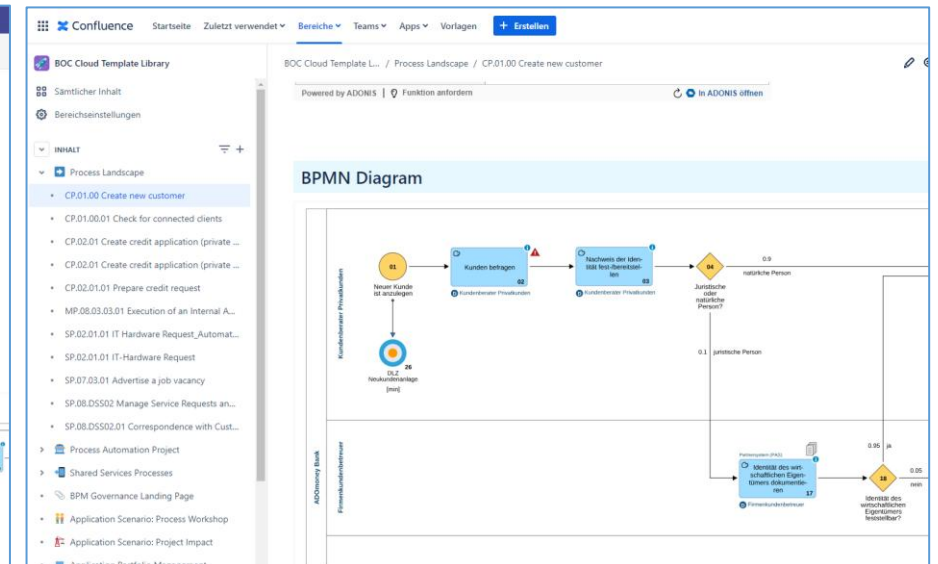
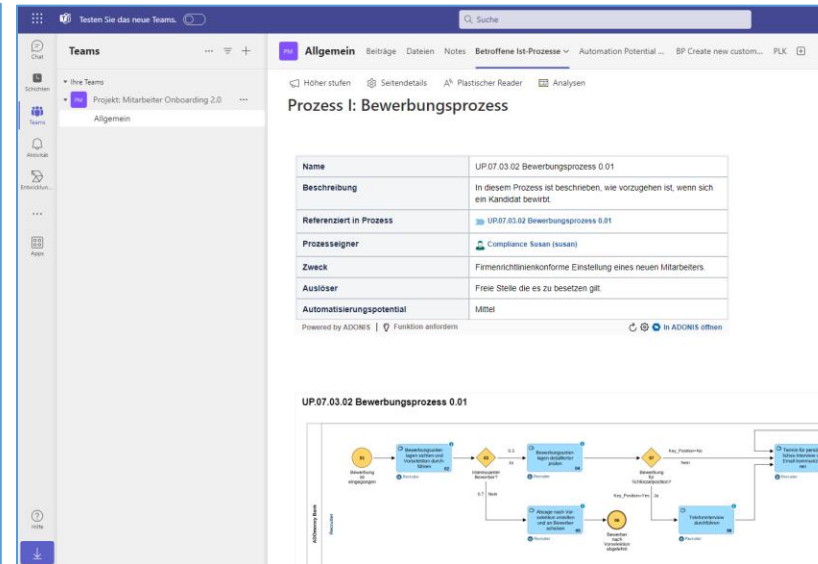
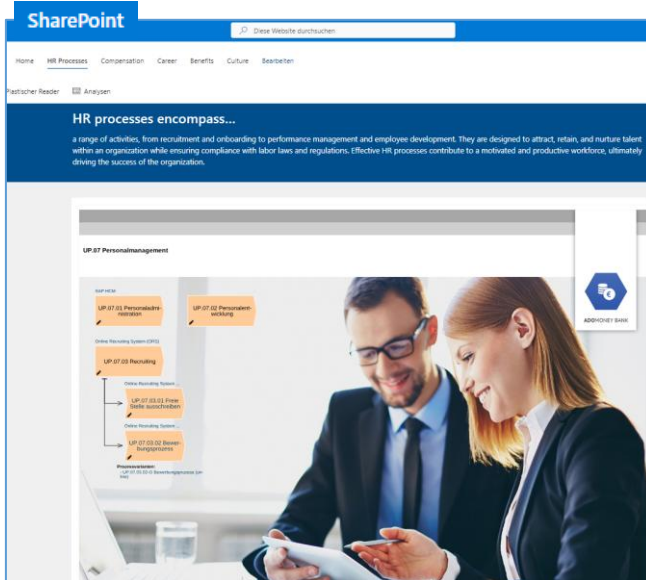
Process Automation

to transparently coordinate work.



**Process Manager
for Confluence**

**Process Manager
for SharePoint**

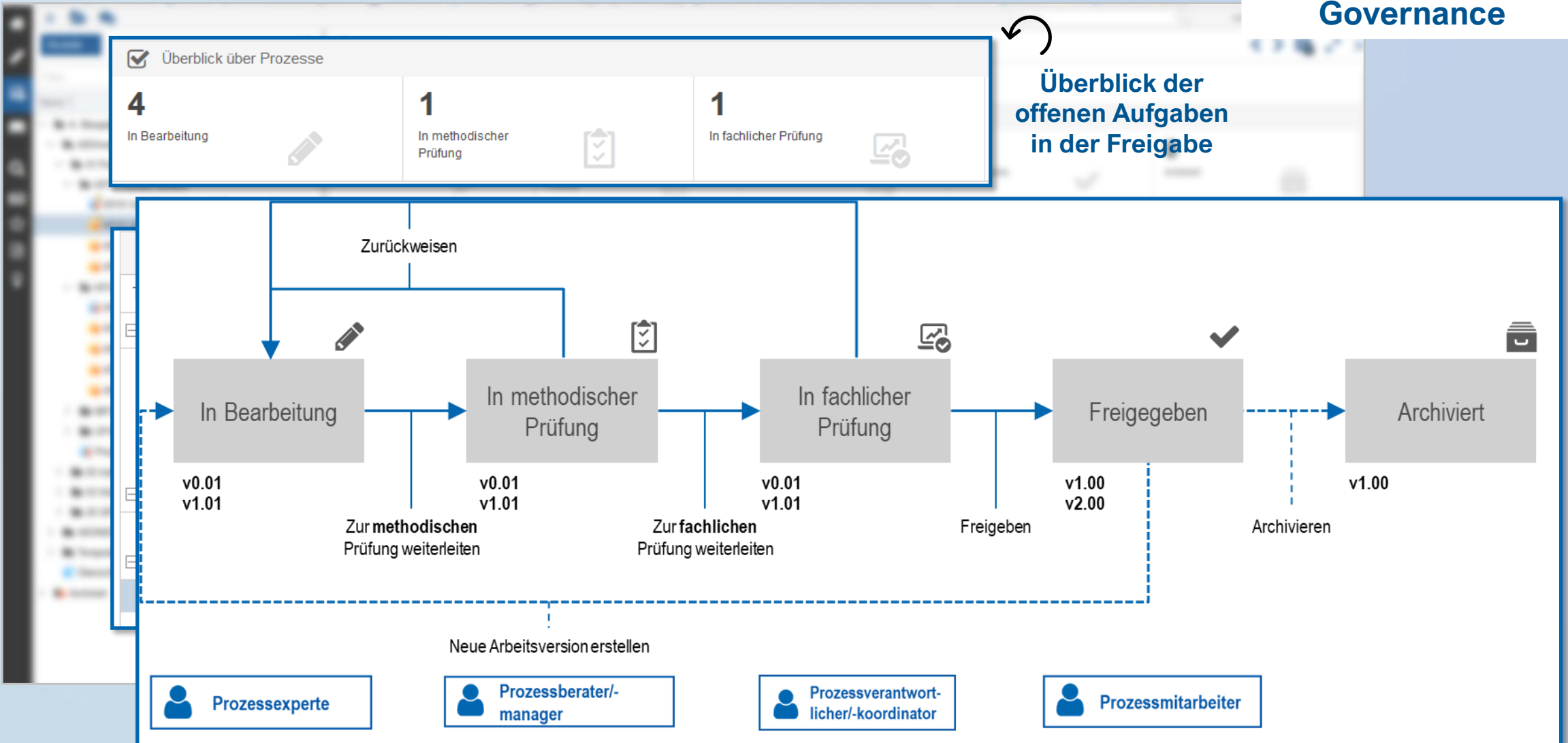


ADONIS Process Collaboration

Process Automation

to transparently coordinate work.

**Process
Governance**



Überblick der offenen Aufgaben in der Freigabe

Process Automation

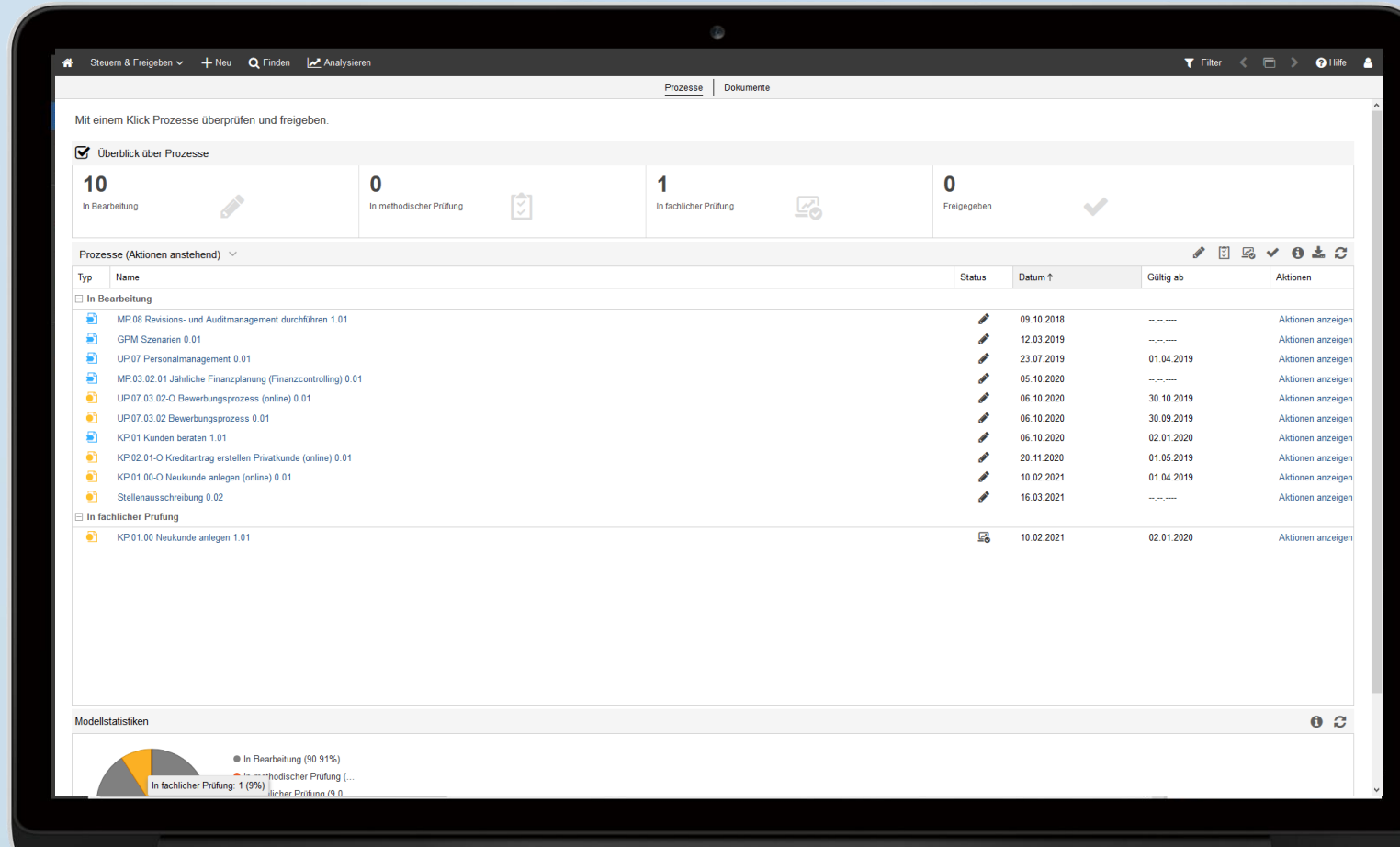
to transparently coordinate work.

Process Governance

Ein Dashboard für den Überblick über alle wichtigen Informationen



Schneller Überblick über den Freigabestatus aller Prozesse



Filtern Sie nach Status



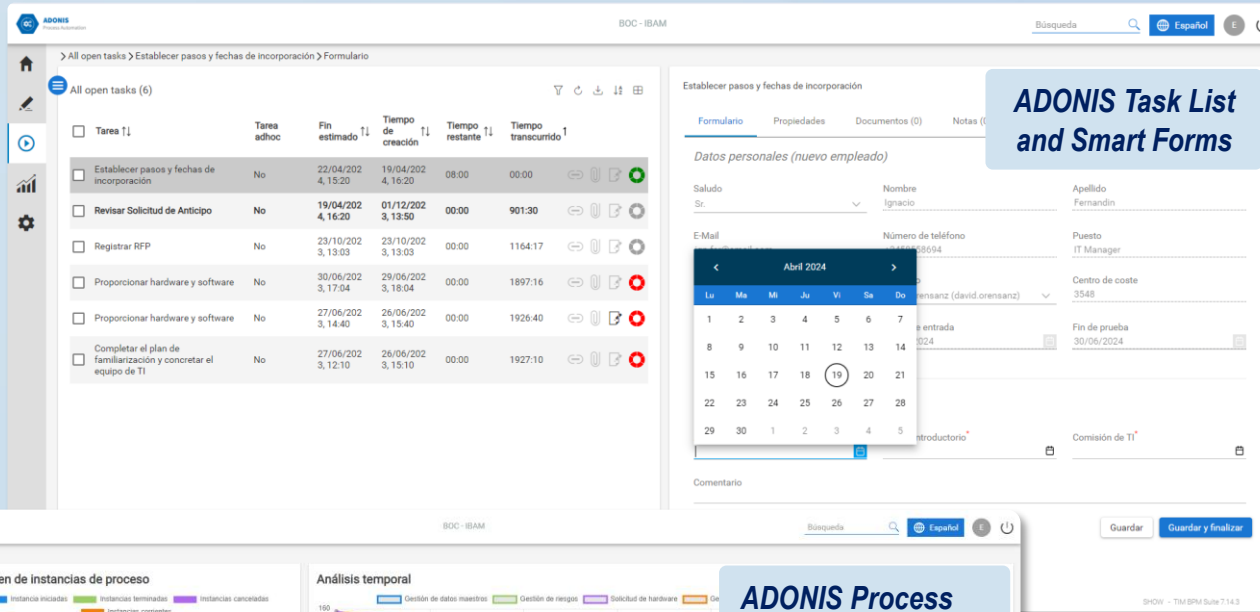
aktuell freigegebene (gültige) Prozesse sind im Leser-Portal sichtbar



Process Automation

to transparently coordinate work.

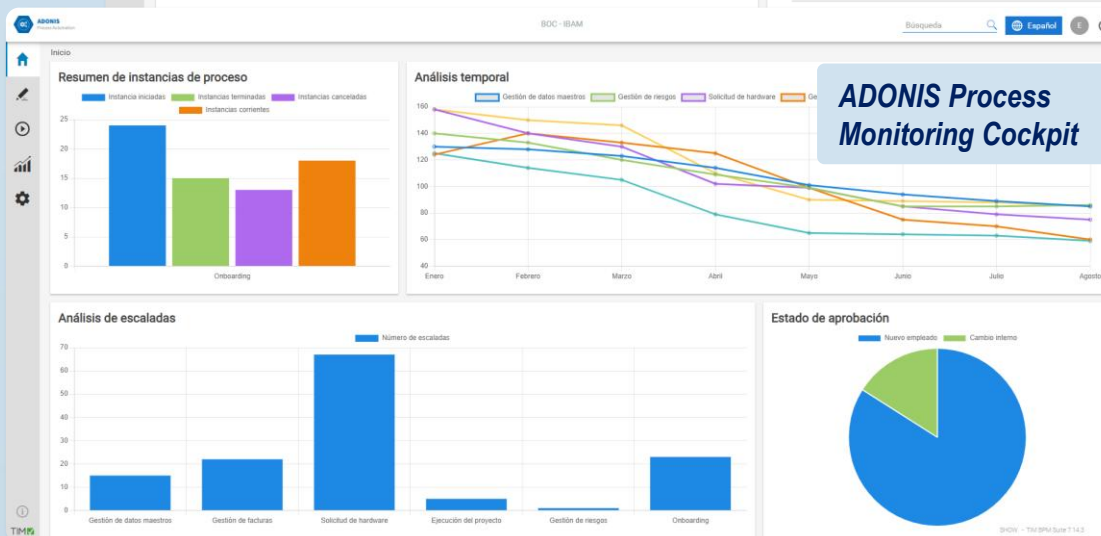
Process Automation



The screenshot shows the ADONIS Task List and Smart Forms interface. On the left, there is a table of tasks with columns for task name, status, start date, creation time, remaining time, and elapsed time. A calendar widget is overlaid on the right side of the task list. On the right, there is a form titled 'Establecer pasos y fechas de incorporación' with fields for personal data, contact information, and a comment section. A blue callout box labeled 'ADONIS Task List and Smart Forms' is positioned over the task list and form area.


Was erreichen Sie damit?

- Effiziente Leistung.
- Mehr Output mit gleichbleibenden Ressourcen
- Nahtlose Übergabe zwischen Abteilungen. Reduktion von Schleifen
- Transparenz darüber, wo/wann die Arbeit erledigt wird



Warum in Prozess-Automatisierung investieren?

- Reduktion von Durchlaufzeiten und Fehlerquoten
- Erkennen unerwünschter Prozesspfade



ADONIS

Business Transformation Suite

Process Modelling &
Process Portal

Process Analysis &
Optimisation

Process
Automation

**Process
Monitoring &
Controlling**

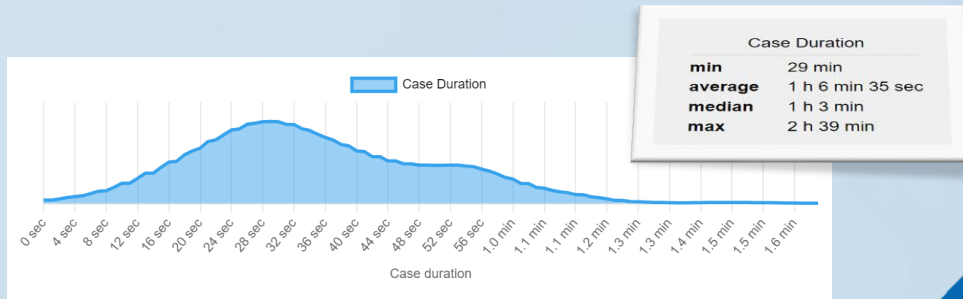
and so much more...

Drive Operational Excellence.

Process Monitoring & Controlling

to transparently evaluate your performance.

Process Mining Essentials

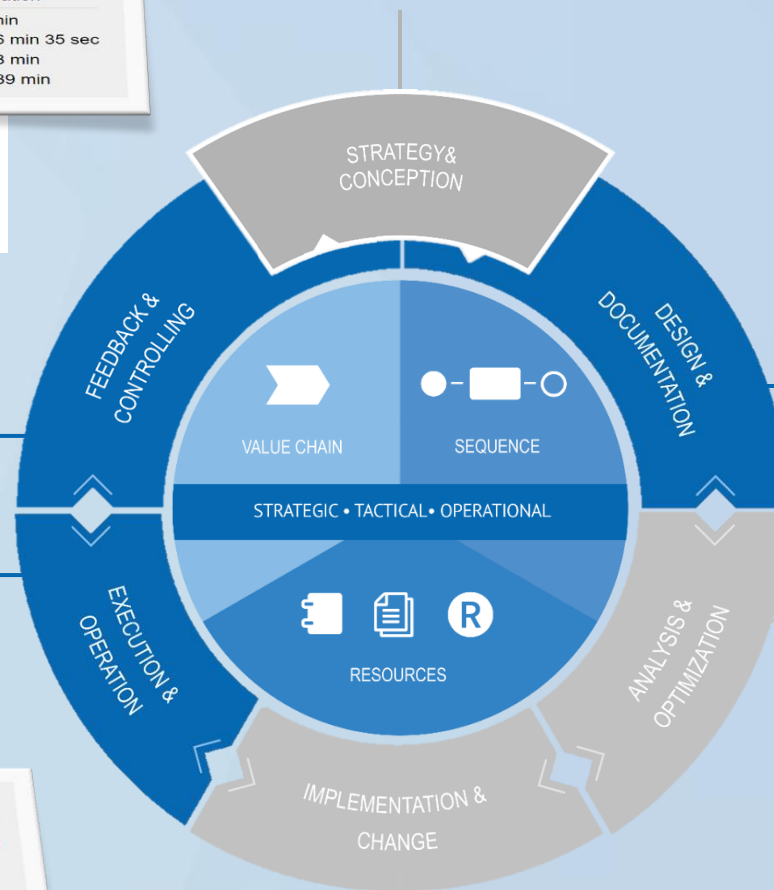


Process performance management

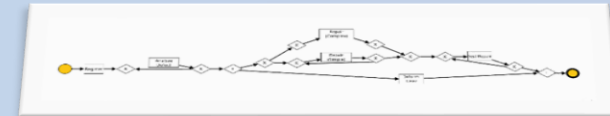
Conformance checking



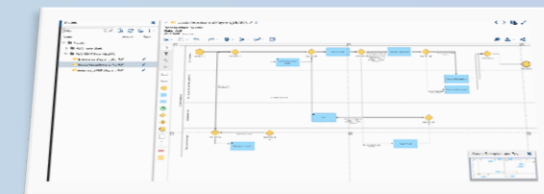
Data-driven insights



Process discovery



Enhancement, business analyses & simulation

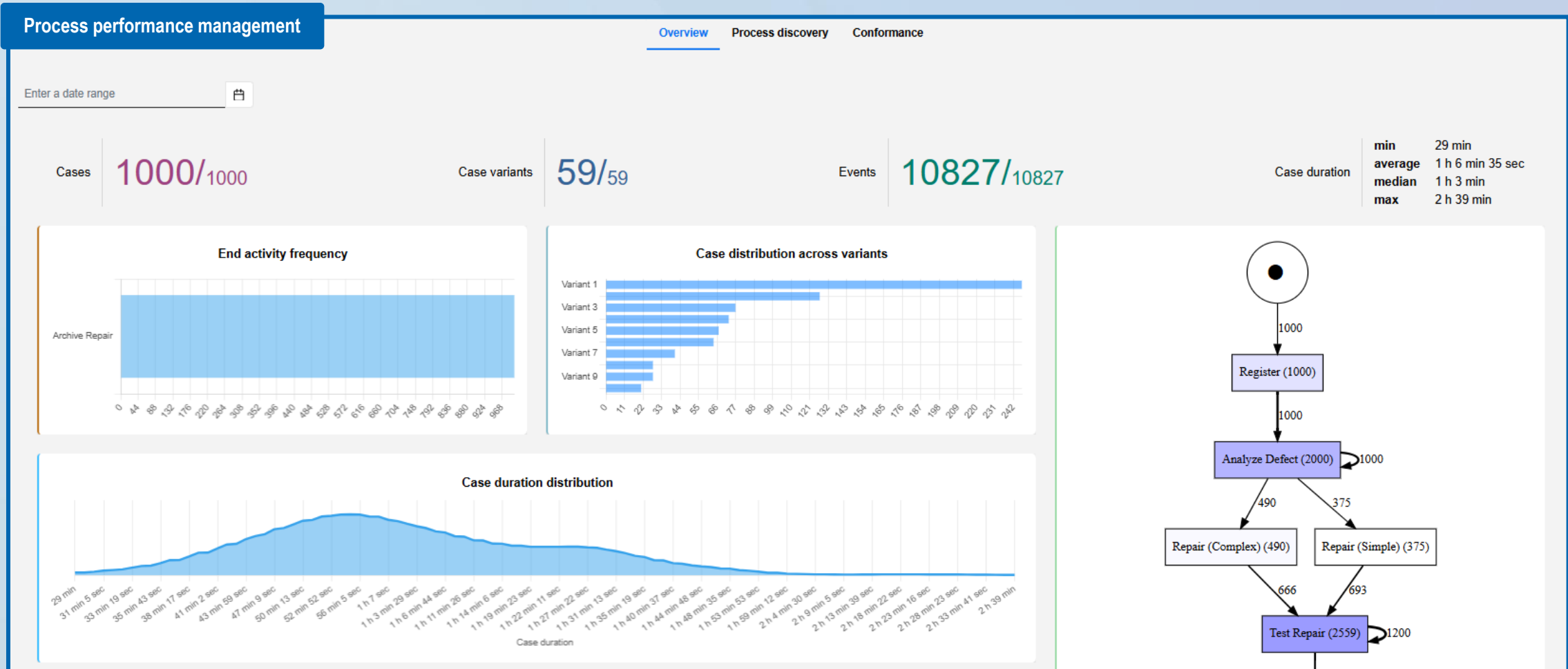


Rollout of optimized processes

Process Monitoring & Controlling

to transparently evaluate your performance.

Process Mining Essentials



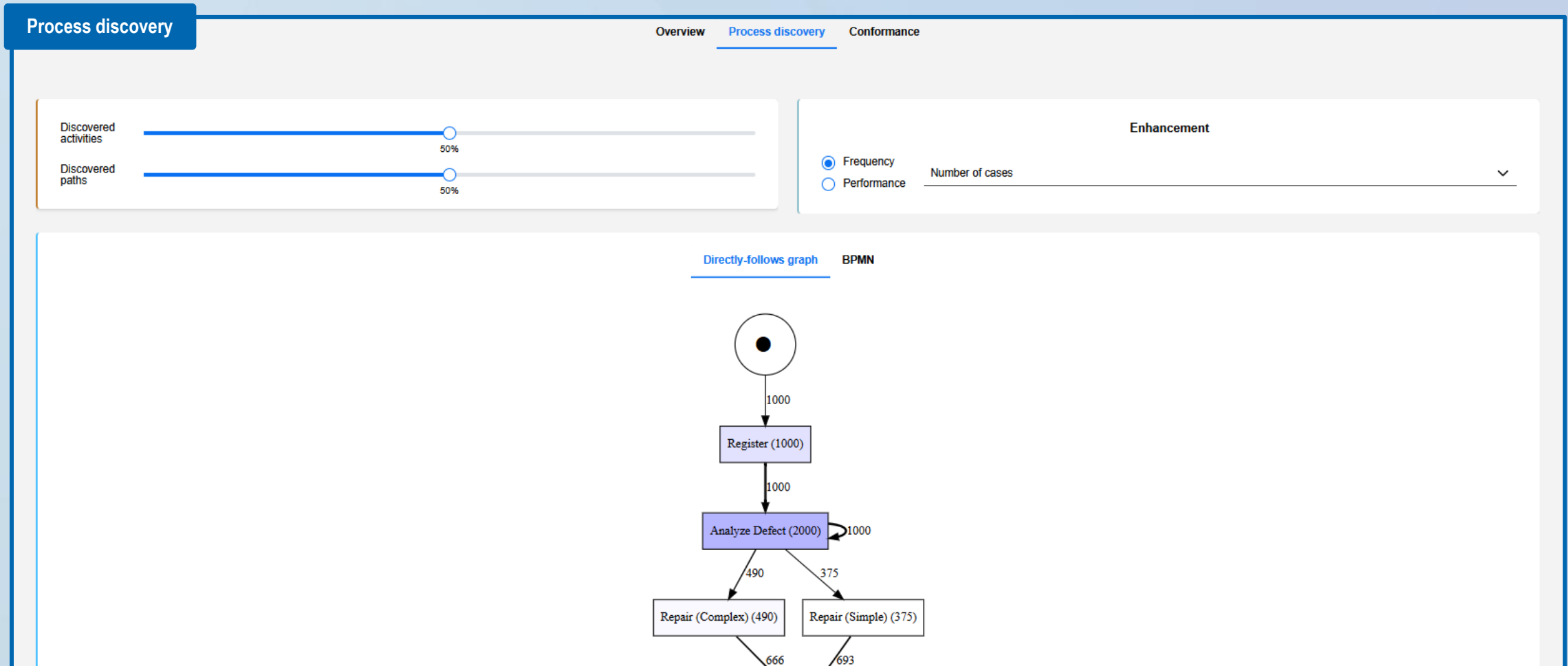
Process Monitoring & Controlling

to transparently evaluate your performance.



ADONIS
Business Transformation Suite
by boc-group.com

Process Mining Essentials



Process Monitoring & Controlling



ADONIS
Business Transformation Suite
by boc-group.com

to transparently evaluate your performance.

Process Mining Essentials

Conformance checking

Overview Process discovery Conformance

Enter a date range

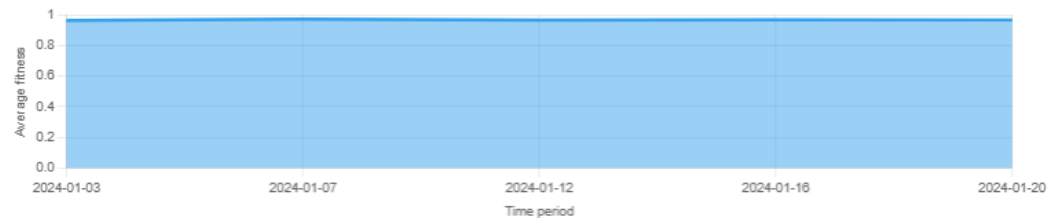


Conformance rate **0.52**

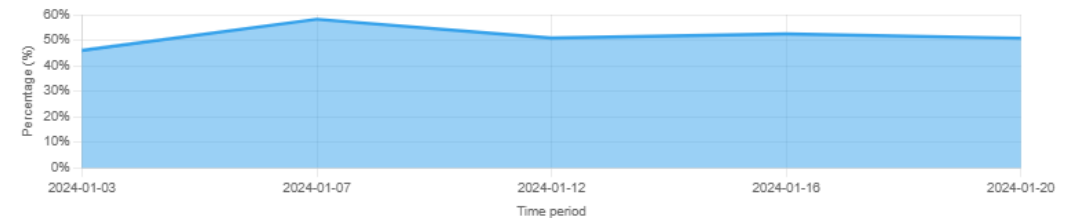
Event log fitness **0.97**

Average case fitness **0.97**

Average case fitness over time



Conformant cases over time

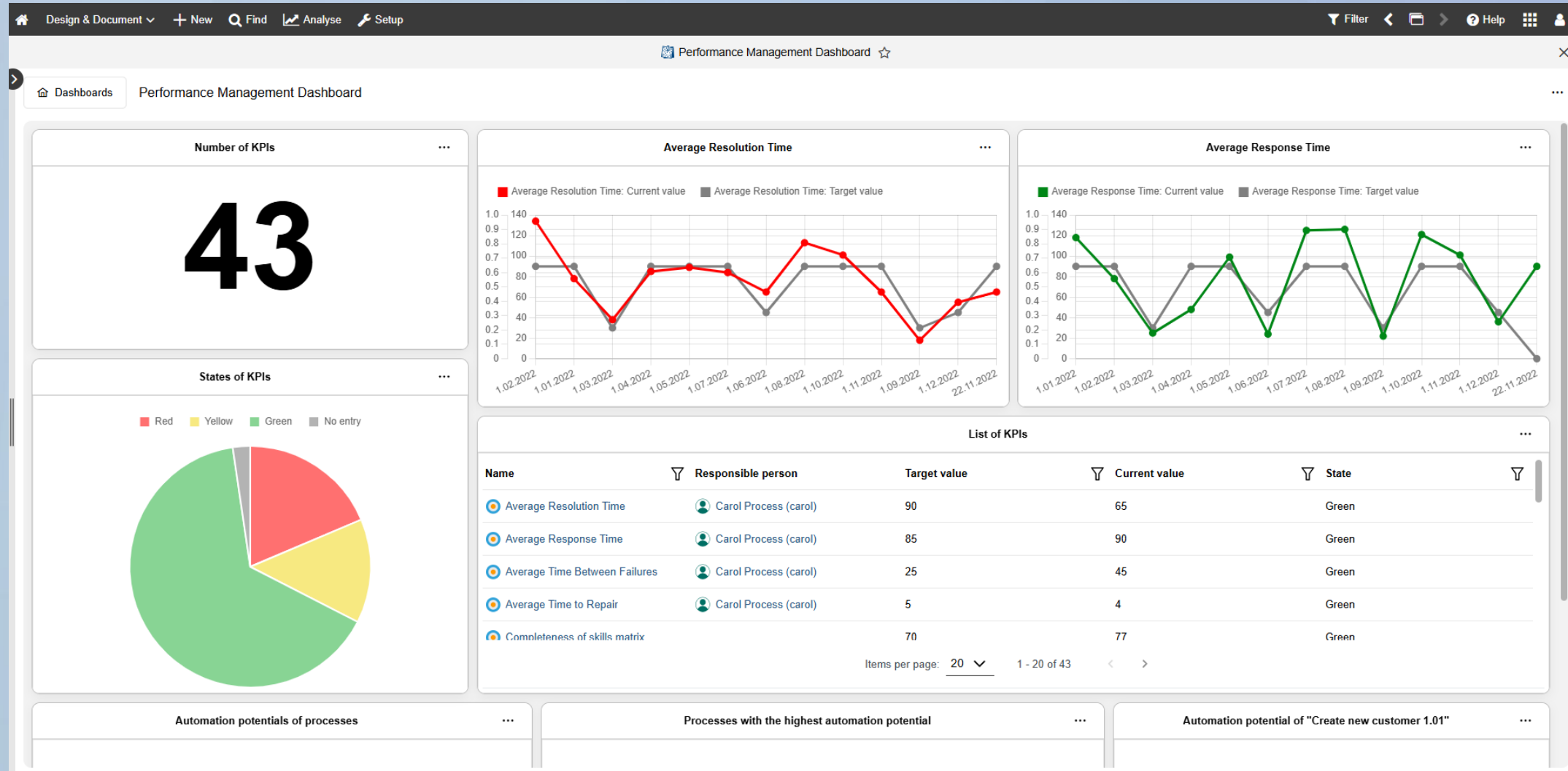


Top 5 violations

- Test Repair → Test Repair
- Analyze Defect → Analyze Defect
- Repair (Simple) → Test Repair
- Repair (Simple) → Repair (Simple)
- Test Repair → Inform User

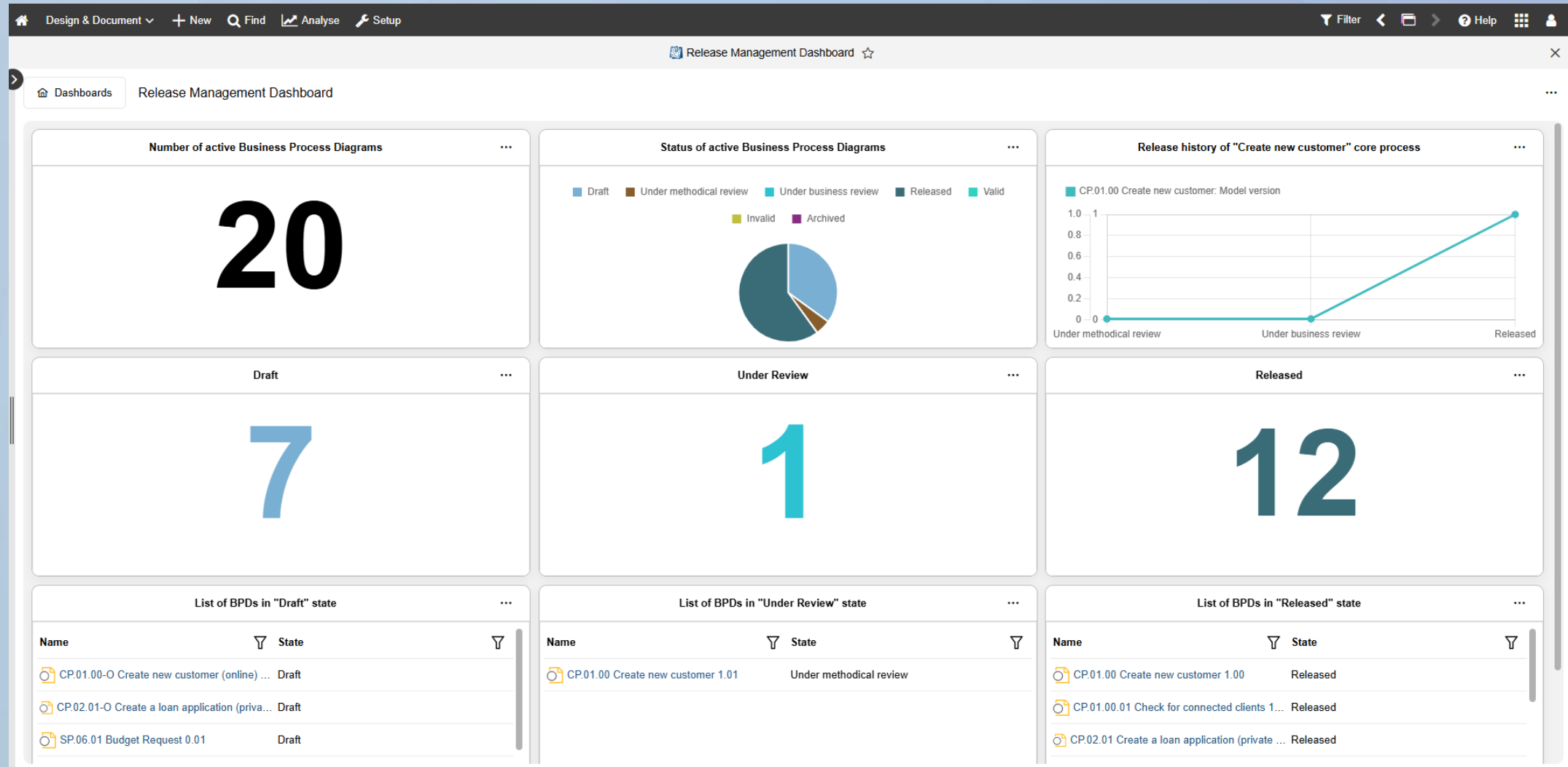
Process Monitoring & Controlling

Konfigurierbare Dashboards: Process Performance Management



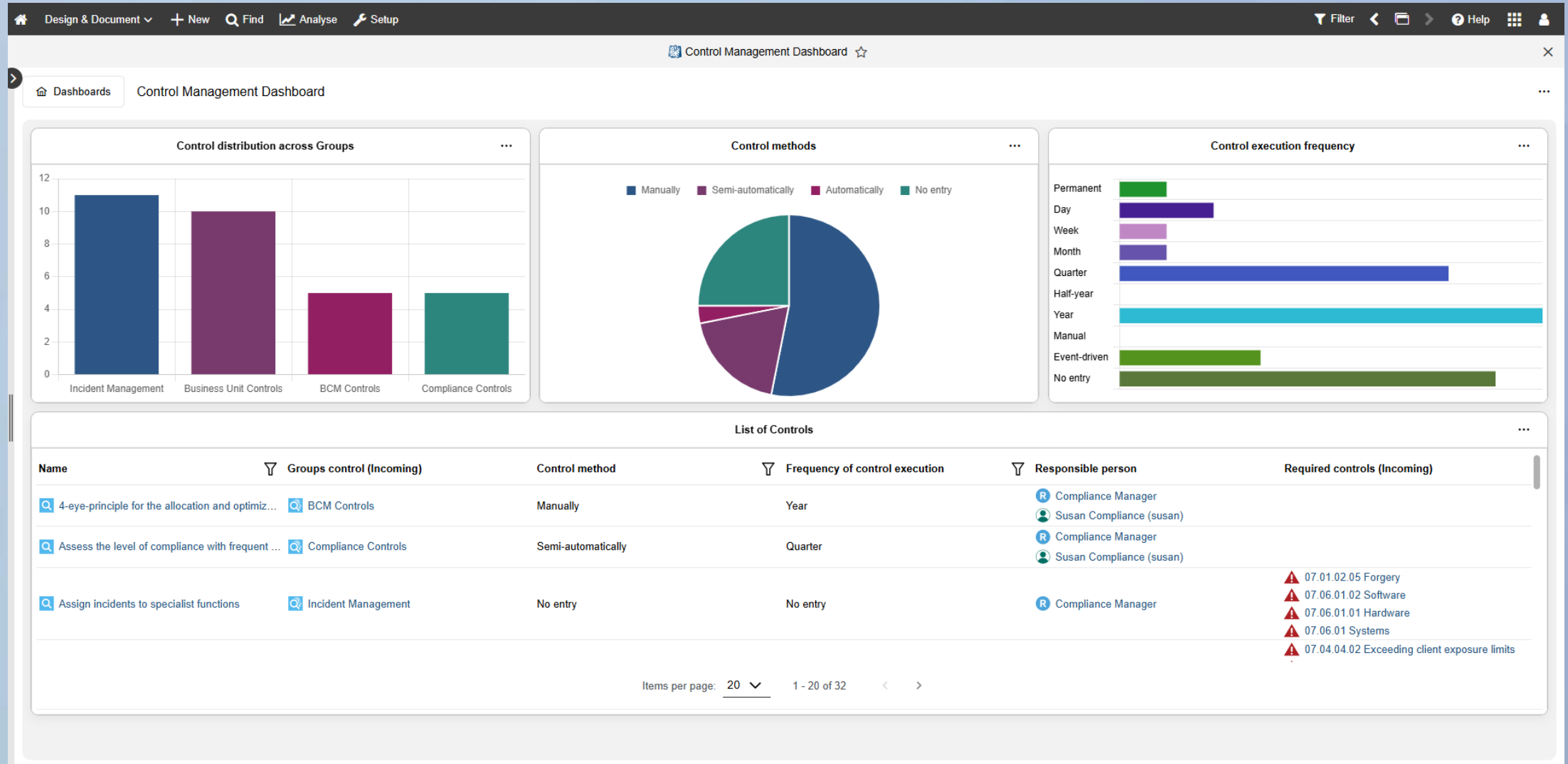
Process Monitoring & Controlling

Konfigurierbare Dashboards: Process Governance / Release Management



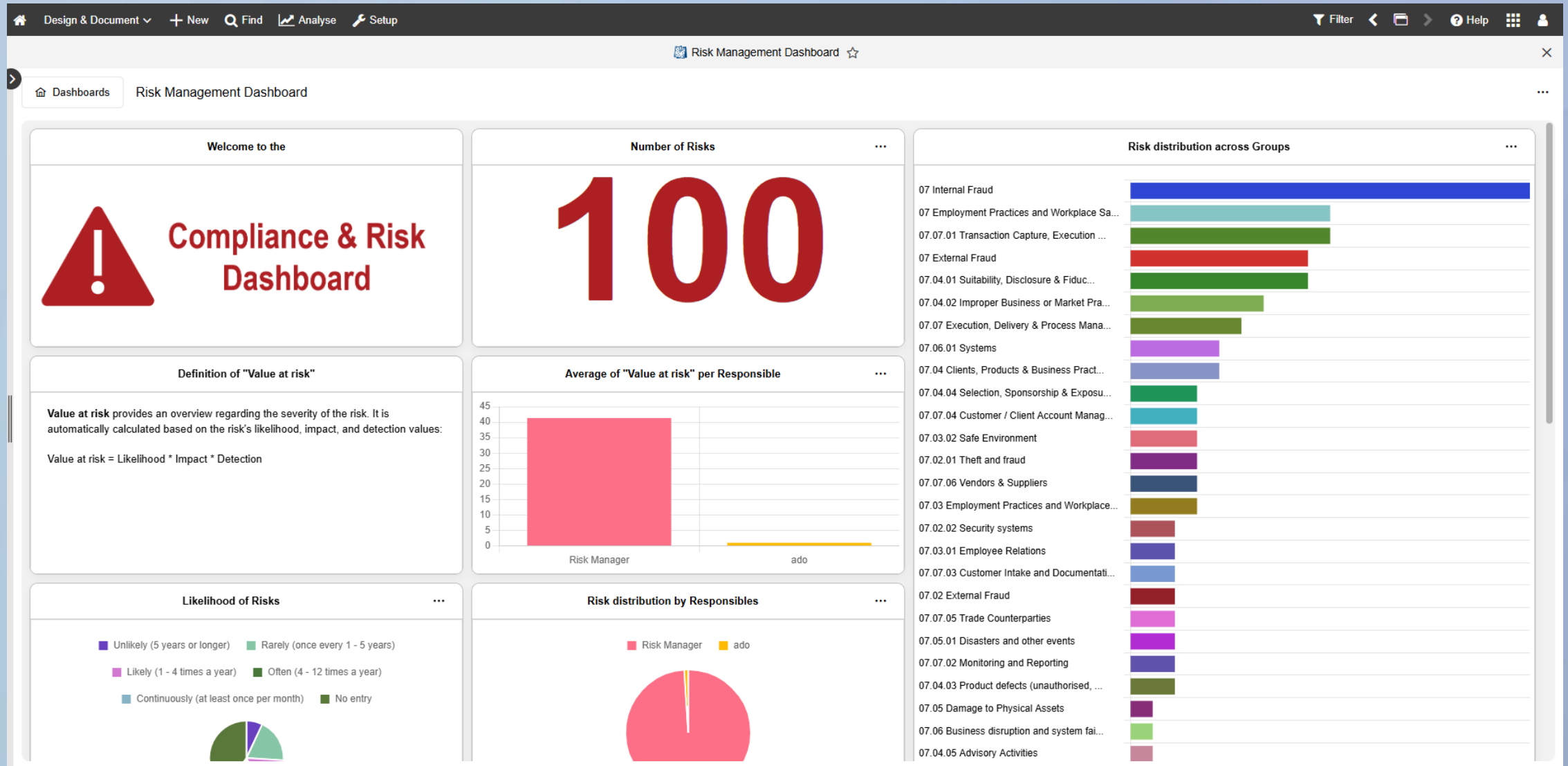
Process Monitoring & Controlling

Konfigurierbare Dashboards: Internes Kontrollsystem - Kontrollen



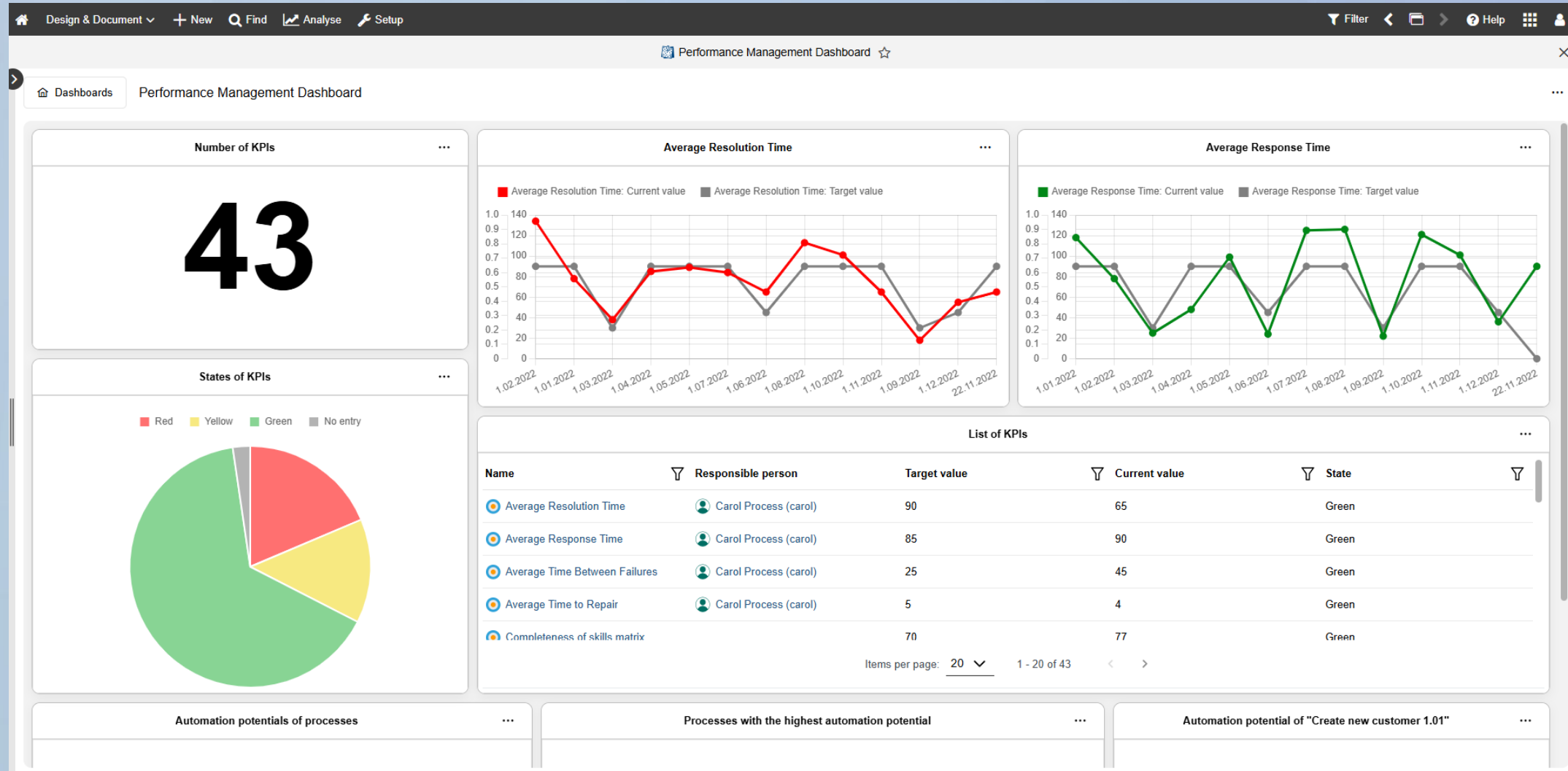
Process Monitoring & Controlling

Konfigurierbare Dashboards: Internes Kontrollsystem - Risiken



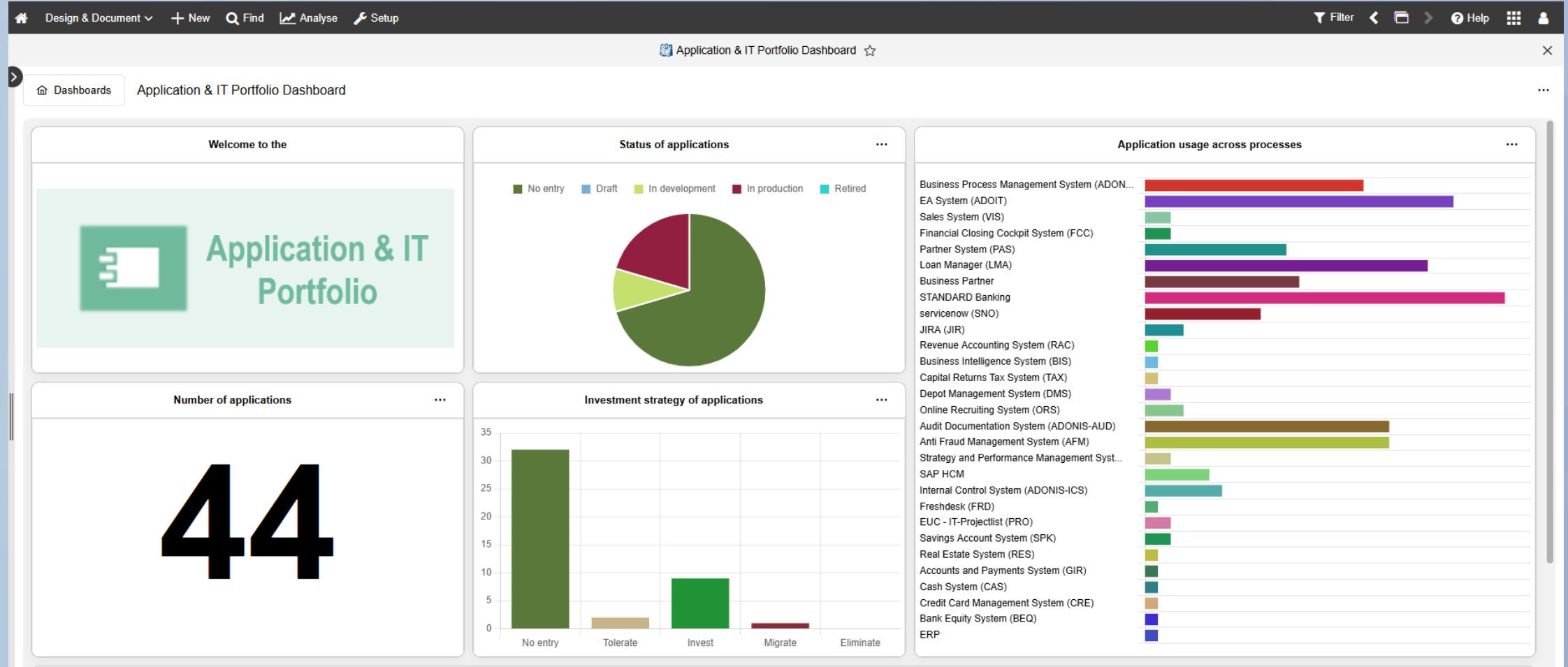
Process Monitoring & Controlling

Konfigurierbare Dashboards: Beispiele



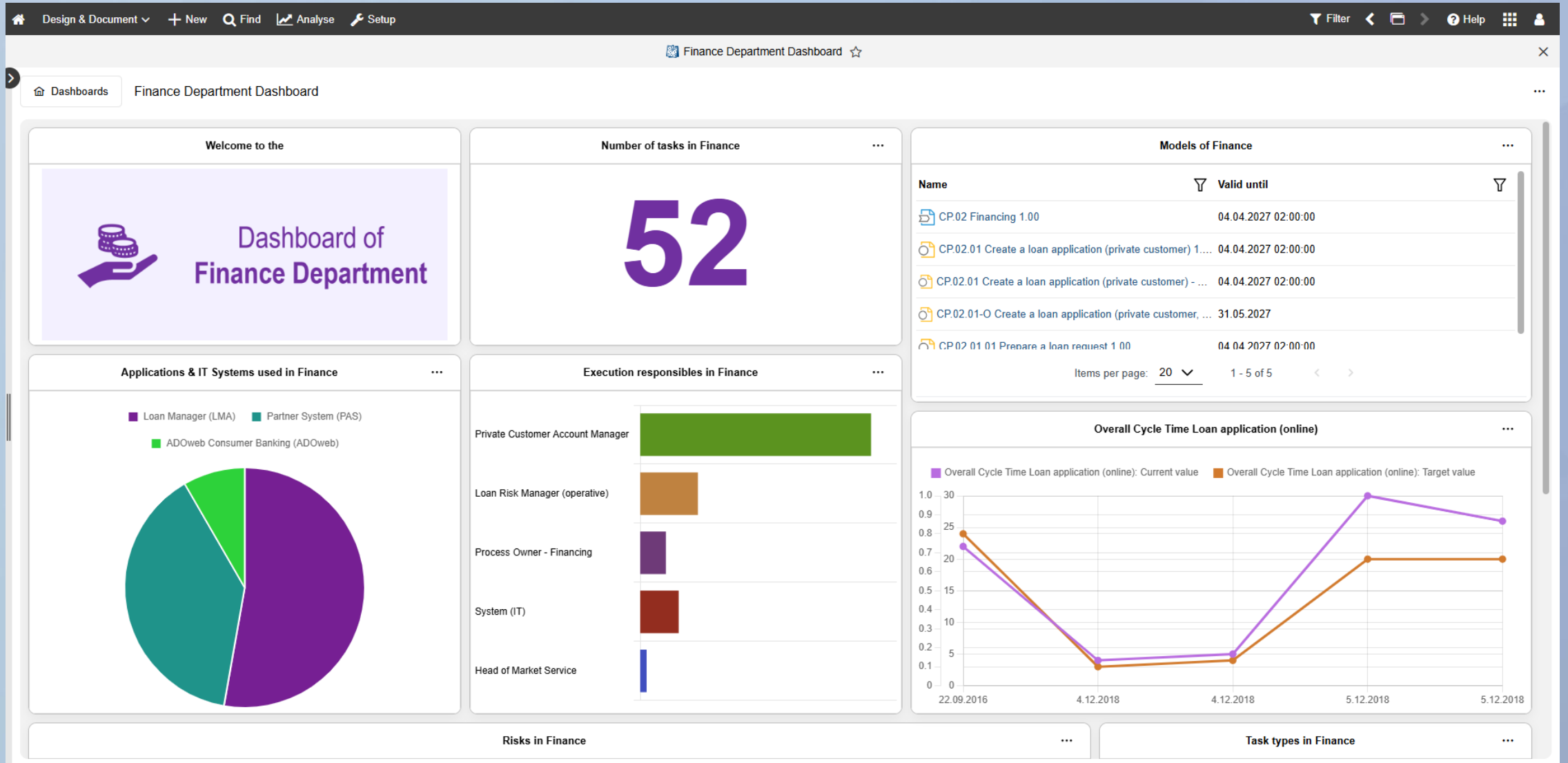
Process Monitoring & Controlling

Konfigurierbare Dashboards: IT Dashboard



Process Monitoring & Controlling

Konfigurierbare Dashboards: Bereichsspezifisches Prozess-Dashboard





**Reliable information.
Better decisions.
Only with BOC Products.**



ADONIS
Business Transformation Suite



ADOIT
Enterprise Architecture Suite



ADOGRC
Governance, Risk & Compliance

ADOGRC

Securing YOUR Business. Together.



Securing YOUR Business. Together.

See risks clearly.

Meet compliance goals.

Ensure controls are being executed.



ADOGRC

Your professional GRC Suite

**Unified
Compliance Platform**

**Compliance
Library**

**Automated
Workflows**

**Centralized Task
Management**

Reuse Your Trusted Data and Reliable Information to Maximize Value

... and so much more!

Securing Your Business. Together.

Unified Compliance Platform

To streamline regulatory requirements across frameworks.



ADOGRC
Governance, Risk & Compliance
by boc-group.com



ADOGRC – The Unified Compliance Platform

What you will achieve:

- Centralized compliance management across your organization.
- Enhanced visibility into compliance and risk metrics.
- Simplified adherence to regulatory requirements.

Why invest in a **Unified Compliance Platform**:

- Reduce disruptions with a unified approach.
- Streamline compliance workflows for **efficiency**.
- Save costs with improved compliance management.

ICS

RM

BCM

ISMS

Compliance

ESG

Audit

GDPR

Compliance Library

Manage compliance across multiple standards in one place.



ADOGRC

Governance, Risk & Compliance
by boc-group.com

Control objective catalog

Type	Name ↑	Is part of
Compliance (CPL)		
⊖	CPL-01 Statutory, Regulatory & Contractual Compliance	ISO 27001, BAIT, BSI 200-1, COBIT, COSO, DORA, GDP...
⊖	CPL-01.1 Non-Compliance Oversight	ISO 27001, NIS2, PCI DSS
⊖	CPL-01.2 Compliance Scope	ISO 27001, BSI 200-1, DORA, ISO 42001, NIST CSF 2.0, ...
⊖	CPL-02 Cybersecurity & Data Protection Controls Oversight	ISO 27001, BAIT, BSI 200-1, COBIT, COSO, GDPR, ISO ...

Control objective catalog

Name ↑

- ⊕ Source BS
- ⊕ Source COSO
- ⊕ Source EU
- ⊕ Source ISACA
- ⊕ Source ISO
- ⊕ Source NIST
- ⊕ Source OWASP
- ⊕ Source PCI SSC

ADOGRC Compliance Library,
including examples of information source

What you will achieve

- Access a repository of standard compliance frameworks.
- Apply best practices consistently organisation-wide.
- Reduce time on custom compliance setups.

Why invest in a Compliance Library

- Costs savings through better scaling effects.
- Enhance cross-departmental efficiency and collaboration.
- Simplify process changes.

> 1.000 Control Objectives & Best Practices

> 40 Domains & Principles

> 30 Standards & Sources

Automated Workflows

Drive efficiency while ensuring transparency and control.



ADOGRC

Governance, Risk & Compliance
by boc-group.com

The dashboard displays the following metrics:

- My Risks:** 23 Risks, 27 Assessments, 7 Tasks, 0 Escalations
- My Controls:** 27 Controls, 27 Tests
- My Control objectives:** 22 Assessments, 3 Tasks, 0 Escalations
- My Processing activities:** 5 Processing activities, 3 Tasks, 0 Escalations

All pending actions

Type	Name ↑	State	Actions
Draft			
In progress			
Gather information			
Under asse			
07.0	07.02.01.02 Forgery	Unlikely (5 year...	Low Risk reduction
RSK	07.02.02.01 Hacking damage	Unlikely (5 year...	Moderate Risk acceptance
RSK	07.03.02.02 Employee healt...	Unlikely (5 year...	Medium Risk avoidance
RSK	07.04.01.01 Fiduciary breac...	Rarely (once ev...	High Risk sharing
Under review	07.04.01.02 Suitability / discl...	Rarely (once ev...	Medium Risk transfer
12.0	07.04.01.03 Retail consume...	Possible (once ...	High Risk reduction
12.0			

ADOGRC Workflow & Task Dashboard

What you will achieve:

- Faster handling of routine compliance processes.
- Fewer manual errors in critical workflows.
- Increased efficiency in audit responses.

Why invest in Automated Workflows:

- Automate repetitive tasks to free up resources.
- Ensure compliance continuity during audits and incidents.
- Enhance scalability with automated GRC processes.

Risk Assessment

Control Testing

Control Execution

Audit Approval

Control Objective Assessment

Initiative Status Reporting

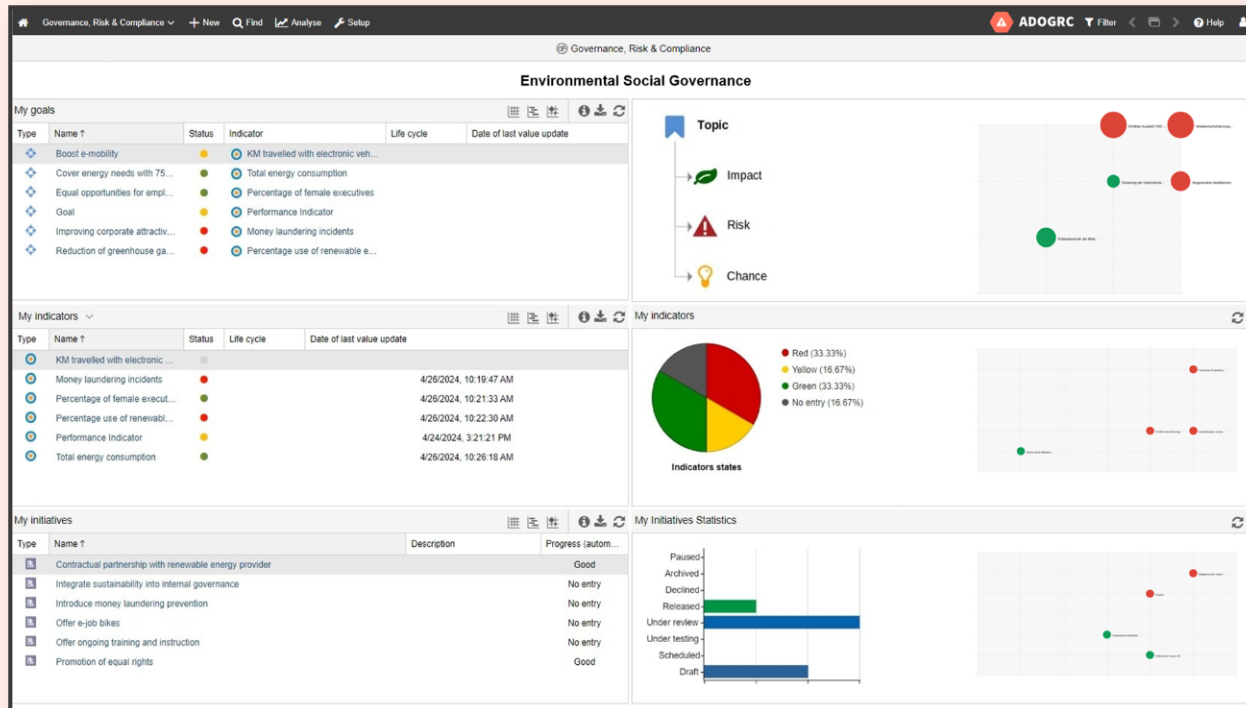
... and so much more!

Centralized Task Management

To stay on top of your responsibilities, always.



ADOGRC
Governance, Risk & Compliance
by boc-group.com



ADOGRC's personalized ESG Dashboard

What you will achieve

- Clear visibility of pending GRC tasks and deadlines.
- Timely completion of critical assessments.
- Better coordination among compliance teams.

Why invest in Task Overview

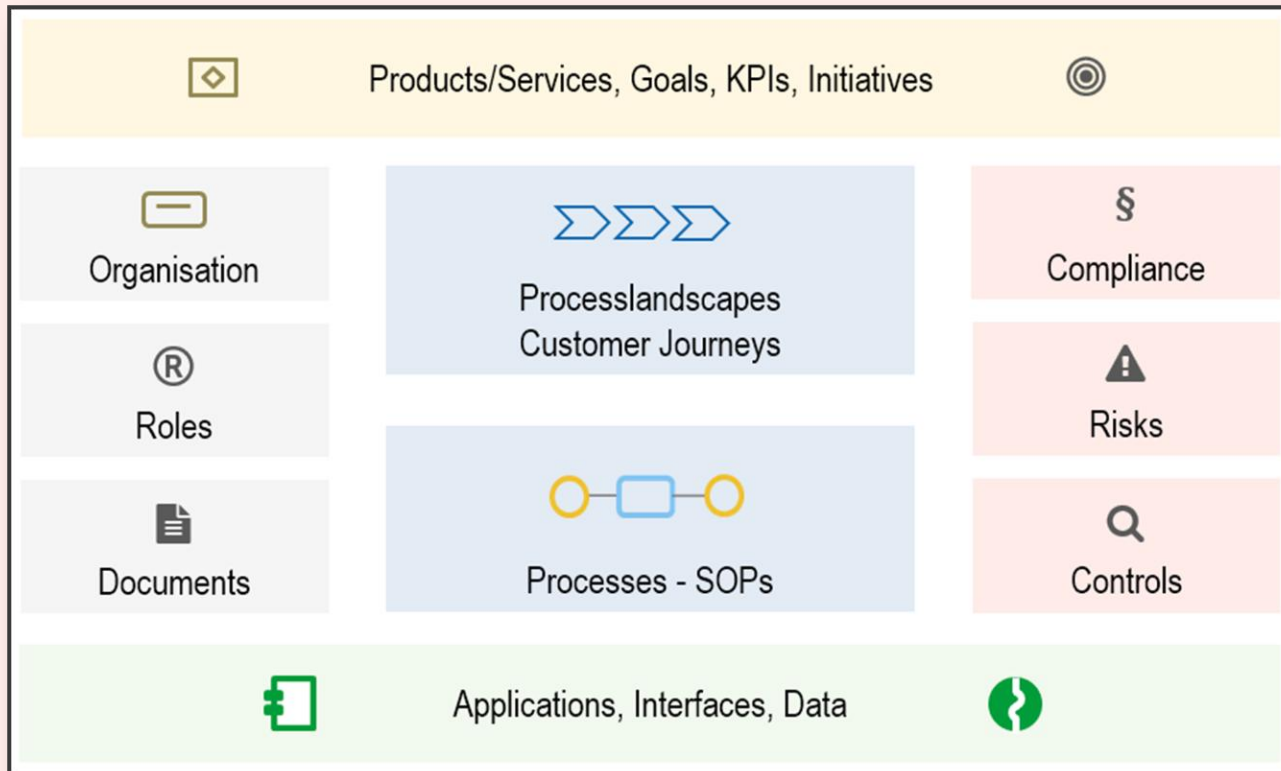
- Minimize errors with structured task assignments.
- Ensure accountability with real-time progress tracking.
- Boost productivity with focused task management.

Reuse what you already have

Leverage the power of your reliable information



ADOGRC
Governance, Risk & Compliance
by boc-group.com



Overview of an Integrated Management System

What you will achieve

- Increase in quality and efficiency.
- Cost reduction through platform technology.
- Improved transparency and audit results.

Why invest in **BOC Platform technology**

- Single source of truth.
- Reliable information by central, audit-based data.
- Future proof – resolve complexity by technology.

Make your business run better.

Enterprise Architecture


Modernize your IT landscape.
Focus on critical business investments.
Understand the need for and the impact of change.

Only with



ADOIT

Enterprise Architecture Suite



ADOIT

Enterprise Architecture Suite

**IT Portfolio
Management**

**Capability-based
Planning**

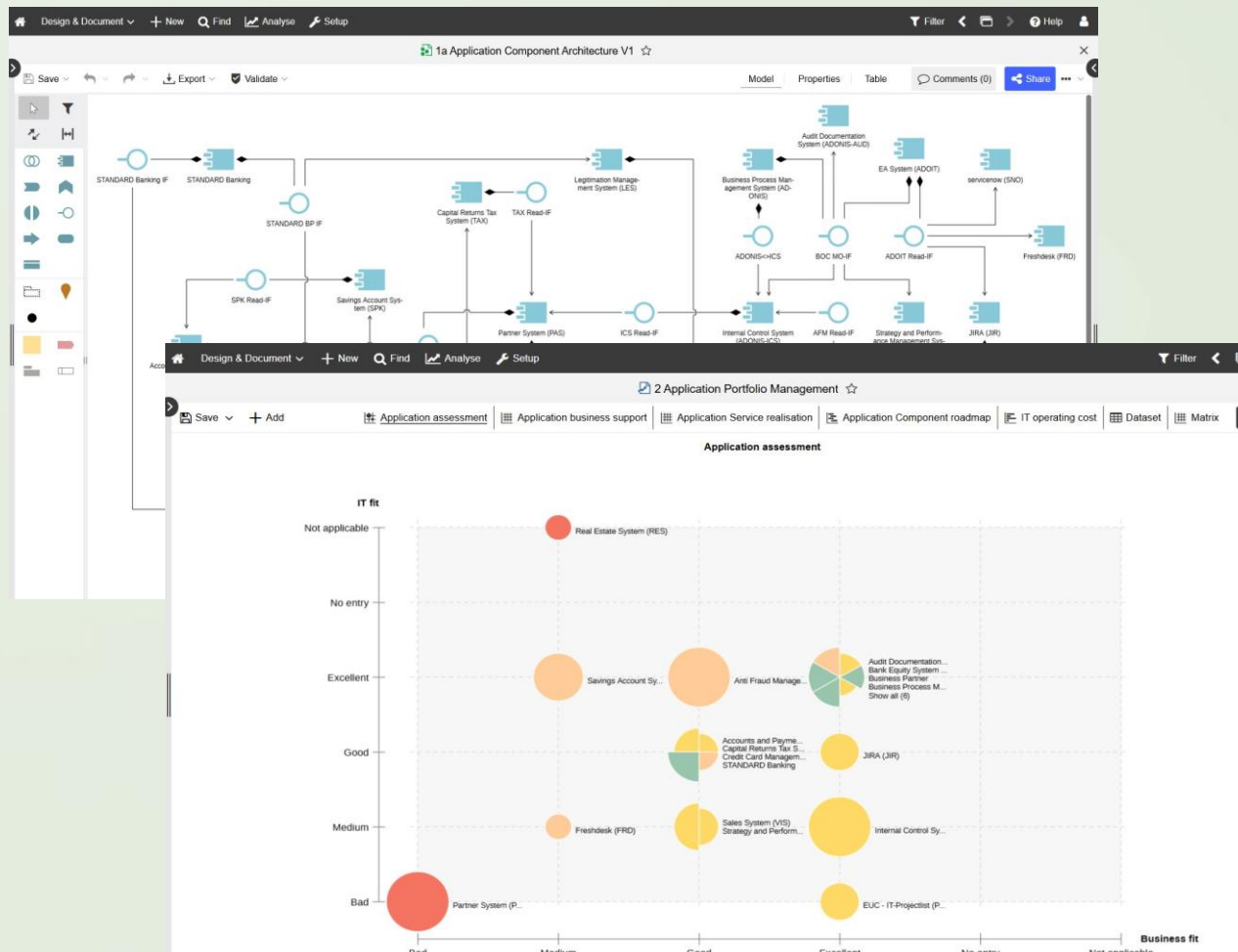
**Operating Model
Design**

and so much more...

Leverage Technology.

IT Portfolio Management

to modernize your IT landscape.



ADOIT IT and Data Portfolio Management

What you will achieve

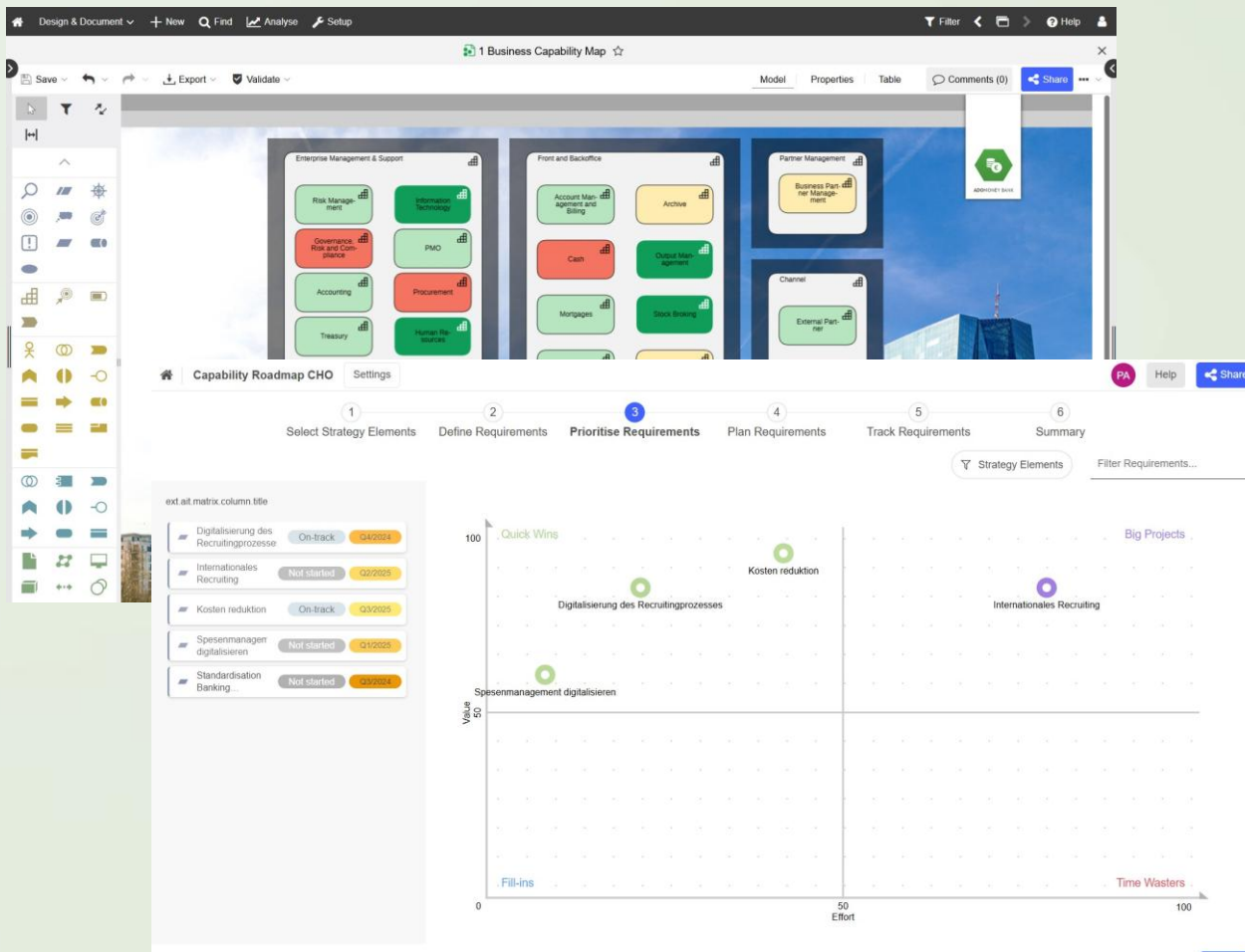
- Your whole IT and data landscape available in a central, accessible “Digital Map” of your organization.
- Harmonized application landscape across the organization.
- Modernized IT landscape: more flexible and secure, quicker and cheaper.

Why invest in IT Portfolio Management

- Reduced IT spending.
- More flexible and more secure business.

Capability-based Planning

to focus on critical business investments.



ADOIT Capability-based Planning

What you will achieve

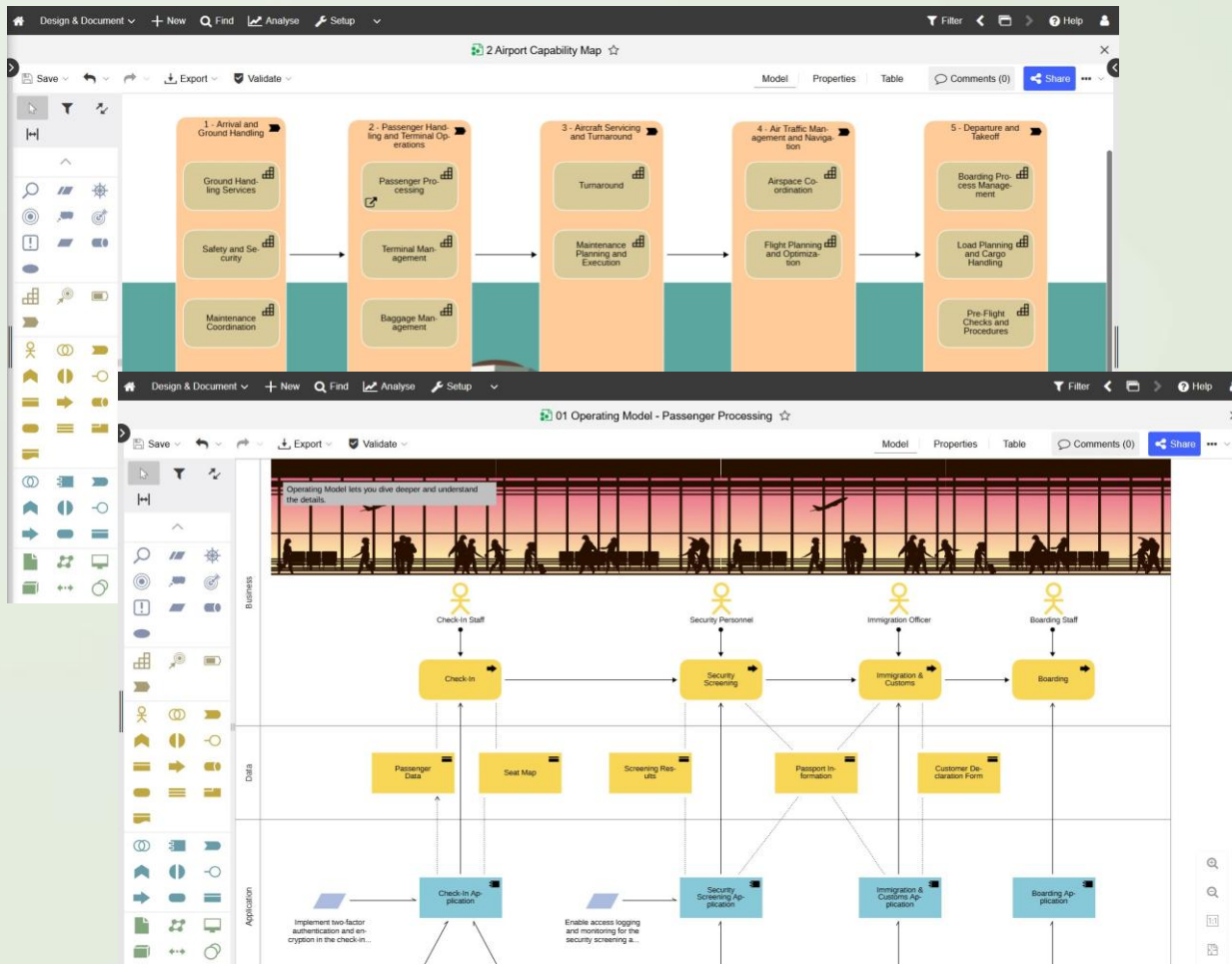
- Faster delivery time of strategic projects with first-mover advantage.
- More efficient resource allocation focused on the right business outcomes.

Why invest in **Capability-based Planning**

- Clear understanding of business capabilities and their maturity.
- **Strategic focus on developing best-in-class capabilities.**
- Aligned, prioritized roadmap.
- Ensuring **competitive edge.**

Operating Model Design

to understand the need for and impact of change.



ADOIT Operating Model Design

What you will achieve

- Bridging the gap between strategy execution.
- Identify gaps for transparent investment decisions based on strategic requirements.
- Streamlined architecture across the organization.

Why invest in **Operating Model Design**

- **Efficient implementation** of the business strategy.
- **Faster adaptation** to business and technological changes.
- **Improved alignment** between business, IT and operations.